



BirdBarrier®

2024 Bird Control Product Catalog


StealthNet®



Optical Gel™



BirdSlide™



Flex-Track®




Daddi Long Legs™



Dura-Spike®



Eagle Eye®



Bird-Coil®



2024 NEW PRODUCTS

Bird Skip SEE PAGE 20

The Bird Skip works by means of two HD composite fiberglass rods that rotate around a central base. Simply place the unit in the middle of the problem area and the rods will do the rest. Each Bird Skip unit protects up to 96ft².




BD-135 Repellent

BD-135 is an aromatic bird repellent that uses passive scent technology to disperse Methyl Anthranilate (MA) to effectively repel birds. BD-135 is very easy to apply and lasts up to 3 months. **SEE PAGE 69**

Pro-Peller SEE PAGE 54

The Pro-Peller unit consists of two wings with large reflective angles to provide long-range strobes as well as two faceted cups adding a menacing flashing pattern in all directions.



Bird Breezer SEE PAGE 54

Bird Breezer Flash unit combines a motion deterrent function with multiple flashing facets and patterns to deter approaching birds from the area. This unit has an effective radius of up to 8 meters in direct sunlight.

Safety Vest SEE PAGE 10

Protect your crew with bright safety vests, featuring Bird Barrier Certified Installer Branding.


Battery Powered Charger

This is a small, portable, lightweight electric fence energizer that operates on 2D cell batteries. Works great for the Tree-Shock System. **SEE PAGE 36**



Gridwire Poles

Made of strong aluminum with removable bases, these lightweight pole kits are light and affordable to ship. Thicker pole is for corners, thinner is for interior. **SEE PAGE 50**



Black StealthNet Hardware

Make your netting jobs less visible with black powder-coated hardware. **SEE PAGE 22**

Birdspring

Birdzoff BirdSpring is the newest of the Tower Guard designs offering industrial-grade protection with an effortless, three-step installation process. BirdSpring is made of metal hardware, namely springs. BirdSpring can protect longer areas, such as railings or stretches of highway, or a single area and comes with a clip to keep horizontal wires in place. **SEE PAGE 14**



Solar Stixx

The Solar Stixx is perfect for accommodating irregular surfaces under solar panels. Screw or adhere to the solar panel frame. Made of a UV Stabilized Polycarbonate and 304 Stainless Steel. Each section is 20" and covers an opening of 5-8". **SEE PAGE 27**





04

Industries Affected




06

Product Matching



08

Digital Tools & Tool Kits



14

BirdSpring™



16

StealthNet®



26

Solar Panel Kits




36

Tree-Shock™



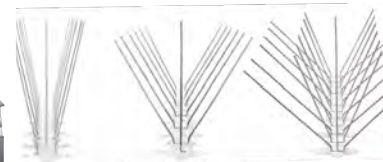
38

Bird-Coil®




39

Gutter-Point™



40

Bird-Flite®



50

Gridwire™



52

Daddi Long Legs™



54

Eagle Eye®



56

OvoControl® P



64

Water Harassment



66

Visual Deterrents



68

Avian Control



69

BD-135



10
Fall Prevention



11
Product Warranties



20
Bird Skip™

PROL@BB



27
Solar Stixx



28
Optical Gel™




32
Bird-Shock™

**NEW PRODUCTS
EXCLUDE
LEDGES**



42
Dura-Spike™



44
BirdSlide™



46
Birdwire™



48
Tower Guard™

LEDGES



58
Bird Traps



60
Sparrow Trap Door



62
Mist Net Kits



64
Sound Deterrents

**OPEN SPACES
&
INDOOR**



70
Tools & Cleaning



72
Batcone®



73
Border Control



73
Rat-Out™ Gel

**UNI SENSORY
PEST
CONTROL**

- 22 · Anchors
- 74 · Batcone®
- 18 · Bat Net
- 38 · Bird-Coil®
- 40 · Bird-Flite®
- 06 · Birds+Site = Products
- 32 · Bird-Shock™
- 44 · BirdSlide™
- 58 · Bird Traps
- 46 · Birdwire®
- 73 · Border Control
- 20 · Cable
- 21 · Clamps
- 70 · Cleaning Solutions
- 21 · Corner Attachments
- 52 · Daddi Long Legs™
- 70 · Dissolve-It™
- 42 · Dura-Spike®
- 54 · Eagle Eye®
- 70 · Extension Poles
- 10 · Fall Prevention
- 20 · Ferrules
- 32 · Flex-Track™
- 66 · Fly Away Laser®
- 21 · Girder Clips
- 39 · Gutter-Point™
- 50 · Gridwire™
- 24 · HVAC Nets
- 22 · Intermediate Attachments
- 62 · Mist Net Kits
- 58 · Multi Catch Trap
- 17 · Netting
- 21 · Net Bolts
- 20 · Net Cable
- 23 · Magnets
- 19 · Net Rings/Tools
- 28 · Optical Gel™
- 56 · OvoControl® P
- 10 · ProL@bb Protection
- 06 · ProL@bb Bird Matching
- 09 · ProL@bb Your New Tools
- 70 · ProL@bb Cleaning Supplies
- 70 · ProL@bb Extension Poles
- 10 · ProL@bb Fall Prevention
- 11 · ProL@bb Customer Warranties
- 18 · PVC Coated Mesh
- 73 · Rat-Out® Gel
- 72 · Red Squirrels
- 21 · Screw Eyes
- 68 · Smell+Taste Deterrents
- 25 · Solar Panel Exclusion
- 26 · Solar Stixx
- 64 · Sound Deterrents
- 40 · Spikes - Bird Flite®
- 42 · Spikes - Dura
- 72 · Squirrels
- 16 · StealthNet®
- 70 · Support Poles
- 48 · Tower Guard™
- 58 · Traps
- 36 · Tree-Shock™
- 20 · Turnbuckles
- 66 · Visual Deterrents
- 64 · Water Harassment
- 58 · Wildlife Traps
- 23 · Zippers



PROTECTING PEOPLE,

Airports & Hangers

Gas & Charging Stations

Hospitality, Hotels & Resorts

HVAC Units, Outdoor Equipment

Roofs, Ledges, Edges, Beams & Parapets

Parking Structures, Lots & Loading Docks

Outdoor Entertainment, Stadiums & Sports Fields

Indoor Ceiling HVAC & Sprinklers

Signs & Billboards

THE INDUSTRIES OF BIRD CONTROL



PROPERTY & PROFITS


Fences, Handrails & Gates



Downtown Businesses, High-Rises & MDUs



Outdoor Equipment, Refineries & Substations



Solar Panel Protection



Marinas, Piers, Ships & Platforms



Hospital Campuses & Assisted-Living



Small Lights, City Lights & Large Field Lights



Retail, Big Box, Outdoor Malls & Fast Food



Kennels, Stables, Abattoirs & Farms



Bird Barrier certified installers are trained to provide solutions to specialized industries to solve their unique bird challenges.

Bird Barrier can help provide professional installers anywhere across North America. Our team of experts are just a call away and can help with product selection, and installation strategies to provide a long term, humane solution.

Pick a Bird & Know What Works

Start your understanding on what it takes to stop birds right here. And this is not just for the newbies but also a feather duster for the pros bust out the same products each and every time.

HOW TO PICK

Mud Swallow

LEDGES	
BirdSkip™	12
Bird Shock®	32
Optical Gel™	28
Dura-Spike®	42
Bird-Flite™	40
BirdSlide™	44
Birdwire®	46
Bird-Coil™	38
OPEN SPACES	
Audio/Visual	64
Eagle Eye®	54
Intimidator	67
ENCLOSED AREAS	
StealthNet™	16
Wire Mesh	26
RAIN GUTTERS	
Gutter-Point™	39

Starling

LEDGES	
BirdSkip™	12
Bird Shock®	32
Optical Gel™	28
Dura-Spike®	42
Bird-Flite™	40
BirdSlide™	44
Birdwire®	46
Bird-Coil™	38
OPEN SPACES	
Audio/Visual	64
Eagle Eye®	54
Gridwire™	50
Intimidator	67
ENCLOSED AREAS	
StealthNet™	16
Wire Mesh	26
RAIN GUTTERS	
Gutter-Point™	39

Pigeon

LEDGES	
BirdSkip™	12
Bird Shock®	32
Optical Gel™	28
Dura-Spike®	42
Bird-Flite™	40
BirdSlide™	44
Birdwire®	46
Bird-Coil™	38
OPEN SPACES	
Audio/Visual	64
Eagle Eye®	54
Intimidator	67
ENCLOSED AREAS	
StealthNet™	16
Wire Mesh	26
RAIN GUTTERS	
Gutter-Point™	39

Raven


LEDGES	
BirdSkip™	12
Bird Shock®	32
Optical Gel™	28
Dura-Spike®	42
Bird-Flite™	40
BirdSlide™	44
Birdwire®	46
Bird-Coil™	38
OPEN SPACES	
Audio/Visual	64
Eagle Eye®	54
Gridwire™	50
Intimidator	67
ENCLOSED AREAS	
StealthNet™	16
Wire Mesh	26
RAIN GUTTERS	
Gutter-Point™	39

Gull

LEDGES	
BirdSkip™	12
Bird Spring™	14
Bird Shock®	32
Optical Gel™	28
Dura-Spike®	42
Bird-Flite™	40
BirdSlide™	44
Tower Guard™	48
OPEN SPACES	
Audio/Visual	64
Eagle Eye®	54
Gridwire™	50
Intimidator	67
ENCLOSED AREAS	
StealthNet™	16
Wire Mesh	26
RAIN GUTTERS	
Gutter-Point™	39

Parrot

LEDGES	
BirdSkip™	12
Bird Spring™	14
Bird Shock®	32
Optical Gel™	28
Dura-Spike®	42
Bird-Flite™	40
BirdSlide™	44
Birdwire®	46
Bird-Coil™	38
Tower Guard™	48
OPEN SPACES	
Audio/Visual	64
Eagle Eye®	54
ENCLOSED AREAS	
StealthNet™	16
Wire Mesh	26
RAIN GUTTERS	
Gutter-Point™	39



Sparrow

LEDGES	
BirdSkip™	12
Bird Shock®	32
Optical Gel™	28
BirdSlide™	44
Birdwire®	46
Bird-Coil™	38
OPEN SPACES	
Audio/Visual	64
ENCLOSED AREAS	
StealthNet™	14
Wire Mesh	26
RAIN GUTTERS	
Gutter-Point™	39

Woodpecker

LEDGES	
Bird Shock®	32
Optical Gel™	28
BirdSlide™	44
OPEN SPACES	
Audio/Visual	64
Intimidator	67
ENCLOSED AREAS	
StealthNet™	14
Wire Mesh	26
RAIN GUTTERS	
Gutter-Point™	39

Grackle

LEDGES	
BirdSkip™	12
Bird Shock®	32
Optical Gel™	28
Dura-Spike®	42
Bird-Flite™	40
BirdSlide™	44
Birdwire®	46
Bird-Coil™	38
OPEN SPACES	
Audio/Visual	64
Eagle Eye®	54
Intimidator	67
ENCLOSED AREAS	
StealthNet™	16
Wire Mesh	26
RAIN GUTTERS	
Gutter-Point™	39

Crow

LEDGES	
BirdSkip™	12
Bird Shock®	32
Optical Gel™	28
Dura-Spike®	42
Bird-Flite™	40
BirdSlide™	44
Birdwire®	46
Bird-Coil™	38
OPEN SPACES	
Audio/Visual	64
Eagle Eye®	54
ENCLOSED AREAS	
StealthNet™	16
Wire Mesh	26
RAIN GUTTERS	
Gutter-Point™	39

Barn Owl

LEDGES	
BirdSkip™	12
Bird Spring™	14
Bird Shock®	32
BirdSlide™	44
Birdwire®	46
Bird-Coil™	38
Tower Guard™	48
OPEN SPACES	
Audio/Visual	64
Eagle Eye®	54
Intimidator	67
ENCLOSED AREAS	
StealthNet™	16
Wire Mesh	26
RAIN GUTTERS	
Gutter-Point™	39

WHAT WORKS

PROL@BB

Bird + Site = Product

Hawk

LEDGES

BirdSkip™	12
Bird Spring™	14
Bird Shock®	32
Tower Guard™	48

OPEN SPACES

Audio/Visual	64
Gridwire™	50

ENCLOSED AREAS

StealthNet®	16
-------------	----

Turkey Vulture

LEDGES


BirdSkip™	12
Bird Spring™	14
Bird Shock®	32
BirdSlide™	44
Tower Guard™	48

OPEN SPACES

Gridwire™	50
-----------	----

ENCLOSED AREAS

StealthNet®	16
Wire Mesh	26



Osprey

LEDGES

BirdSkip™	12
Bird Spring™	14
Bird Shock®	32
BirdSlide™	44
Tower Guard™	48

OPEN SPACES

Audio/Visual	64
Eagle Eye™	54
Gridwire™	50
Intimidator	67

ENCLOSED AREAS

StealthNet®	16
Wire Mesh	26

Goose

LEDGES

BirdSkip™	12
Bird Spring™	14
Bird Shock®	32
Tower Guard™	48

OPEN SPACES

Audio/Visual	64
Eagle Eye™	54
Gridwire™	50
Intimidator	67

ENCLOSED AREAS

StealthNet®	16
Wire Mesh	26

Nest

LEDGES

BirdSkip™	12
Bird Shock®	32
Optical Gel™	28
BirdSlide™	44
Tower Guard™	48

OPEN SPACES

Audio/Visual	64
Eagle Eye™	54
Gridwire™	50
Intimidator	67

ENCLOSED AREAS

StealthNet®	16
Wire Mesh	26

RAIN GUTTERS

Gutter-Point™	39
---------------	----

DIGITAL TOOLS TO ESTIMATE & SELL BIRD CONTROL

Available on birdbarrier.com, these three tools are free for installers and building owners alike. Each of the three tools helps you figure out the best plan of attack when dealing with your bird problem. Visit our Installers section to use each of these tools.



Bird Barrier Quick Quote™

Facilitates a speedy estimate to gauge the customer's interest before a final proposal.

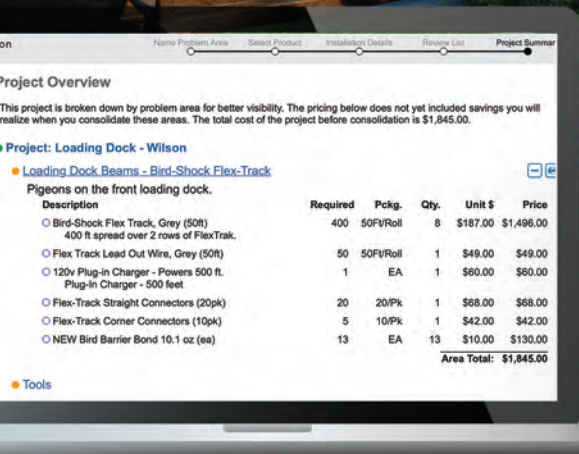
birdbarrier.com/quick-quote



Product Advisor™

Answer three simple questions for the best solutions,

birdbarrier.com/product-advisor



Material Estimator™

Get quotes finished fast & with very accurate total amounts

birdbarrier.com/estimator



TOOLS FOR INSTALLING

PROL@BB

Digital Selling and Estimating Tools



STARTER TOOL KIT

One of the single-most important aspects of a successful bird control business is tools and hardware. Virtually all installations depend upon the right tools and having the right hardware to match the substrate. Bird Barrier has assembled a comprehensive collection of tools, products, fasteners and adhesives, offering them at an extremely reasonable price, so you will have what you need to get started in the lucrative bird control business. All tools and hardware in the kit are displayed throughout the catalog.



FLEX-TRACK STARTER KIT

This kit includes:

- Carrying Case for Starter Kit
- Bird-Shock Flex-Track Black (50ft)
- Bird Shock Charger 120V (ea)
- Digital Track Tester (ea)
- Flex Track Lead Out Wire, Black (50ft)
- Black Plastic Wire Guides Small (100pk)
- Connector Crimp Tool (ea)
- Deluxe Wire Stripping Tool (ea)
- Bird Shock Warning Labels (10pk)
- Bird Barrier Bond 10.1 oz (ea)
- Dripless Ergonomic Caulk Gun (ea)
- Flex-Track Straight Connectors (20pk)
- Flex-Track Corner Connectors.



STEALTHNET STARTER KIT

This kit includes

- Carrying Case for Starter Kit
- Black 1-1/8" StealthNet
- Net Cable Galvanized (250ft)
 - 2.5mm Aluminum Ferrules (100pk)
 - Turnbuckle Galvanized Small (10pk)
- Multi-Use Cable Bracket
- Self-Tapping Screw Small Galv. (100pk)
- Magnetic Nut Setter 1/4in (ea)
- 1ft StealthNet Zipper Black (ea)
- Net Scissors - Heavy Duty (ea)
- Cable Cutters Heavy Duty (ea)
- Ratchet Crimping Tool (ea)
- Net Ring Tool (ea)
- Net Rings Galvanized (2500)
- StealthNet Instructional DVD
- Class Binder,
- Webinar Voucher.

CERTIFIED INSTALLER HATS AND SHIRTS

Call to order: 800-503-5444
You must be certified by Bird Barrier



FALL PROTECTION

Fall prevention equipment is required in many instances where professionals are accessing rooftops, sides of buildings, or utilizing access equipment (lifts). Bird Barrier carries a complete range of equipment. Visit the QR code below to learn more about the safety equipment components



Visit Our Online Safety Catalog
bit.ly/BirdBarrierSafety



CUSTOMER PROTECTION
















PROL@BB

Warranties

Bird Barrier America, Inc. uses the finest materials available to insure long lasting protection. Our products are the best in the industry and deliver many years of bird-free solutions.

No guarantees are stated as to the effectiveness of any Bird Barrier product. It is incumbent on the installer to make sure the correct products are installed. If the wrong product is put in the wrong place it will not deter birds. Bird Barrier's technical staff is happy to consult with our customers to insure the best products are selected.

Bird Barrier's warranty covers the following products for the following terms and conditions.

-  • **Black StealthNet®**: Ten years materials, workmanship and ultraviolet degradation limited warranty*
-  • **Stone (beige) StealthNet®**: Three years materials, workmanship and ultraviolet degradation limited warranty*
-  • **StealthNet® Hardware**: Stainless steel, five years against debilitating corrosion. Galvanized, two years against debilitating corrosion.
-  • **Bird-Flite® Spikes & Gutter Point Spikes**: Five years against debilitating corrosion and ultraviolet degradation.
-  • **Dura-Spike®**: Ten years against debilitating corrosion
-  • **BirdSlide™**: Two years against debilitating ultraviolet degradation
-  • **Bird Coil® & related hardware**: Five years against debilitating corrosion
-  • **Birdwire® & related hardware**: Five years against debilitating corrosion and ultraviolet degradation
-  • **Bird-Shock® & Tree-Shock**: Five years against debilitating corrosion and ultraviolet degradation
-  • **Bird-Shock® Charger Units**: Two years functionality if installed according to owner's manual. Batteries one year.
-  • **Daddi Long Legs®**: Five years against debilitating corrosion and ultraviolet degradation.
-  • **Eagle Eye™**: One year warranty against mechanical failure and ultraviolet degradation.
-  • **OvoControl®**: No warranty
-  • **Optical Gel™**: 2 Years when installed as per instructions
-  • **Adhesives**: Products that utilize adhesive must be installed with Bird Barrier Bond: five year warranty, or E6100: one year warranty. Any substitute adhesive void all warranties.

Product installation/re-installation costs are not covered in the product warranties. Installation of products in a different manner than prescribed in our specifications, written or video instructions automatically voids all warranties.

* StealthNet® Limited Warranty: StealthNet is warranted by Bird Barrier America, Inc., on a repair or replacement basis only, at its option, for the period of years as outlined above, after original purchase from Bird Barrier America, Inc., by an authorized distributor, or installation date by installer against any defects in materials and workmanship. All warranty replacements shall be free of cost during the warranty period. This warranty does not include damage caused by improper installation, natural disasters, abuse, misuse, negligence, modification, accident or improper handling. Upon presentation of a representative sample of the affected product along with proof of purchase Bird Barrier America, Inc. will either repair, replace or provide a comparable new product. In some cases the repairs shall be made to the netting while it is still installed; therefore the netting must not be removed from the treated area without written instructions from Bird Barrier America, Inc.

Replacement of any of the items listed above is at the discretion of Bird Barrier America, Inc..

THESE WARRANTIES CONSTITUTE ALL OF THE WARRANTIES WITH RESPECT TO THE SALE OF PRODUCTS INDICATED. BIRD BARRIER AMERICA, INC., EXPRESSLY DISCLAIMS ALL OTHER WARRANTIES, WHETHER EXPRESSED OR IMPLIED, INCLUDING ANY IMPLIED WARRANTY OF MERCHANTABILITY OR FITNESS FOR A PARTICULAR PURPOSE, AND BIRD BARRIER AMERICA, INC., NEITHER ASSUMES NOR AUTHORIZES ANY OTHER PERSON TO ASSUME FOR IT ANY LIABILITY IN CONNECTION WITH THE SALE OF THESE PRODUCTS. IN NO EVENT WILL BIRD BARRIER AMERICA, INC. BE LIABLE FOR ANY SPECIAL, INCIDENTAL OR CONSEQUENTIAL DAMAGE WHETHER OR NOT FORESEEABLE. BIRD BARRIER'S WARRANTIES COVER PRODUCT REPLACEMENT ONLY.

All claims must be submitted in writing all problems or claims in writing to: Limited Product Warranty Bird Barrier America, Inc. 20925 Chico Street, Carson, CA 90746, USA (310) 527-8000 - Fax: (310) 527-8005

© Copyright 2023 Bird Barrier America, Inc

WHAT IS BIRD SKIP?

Bird Skip works using two HD composite fiberglass rods that rotate around a central base. The telescopic rods fold into each other for transport and the unit is easy to assemble and install.


HOW BIG ARE THEY

Each rod is 5.5 feet in length and fitted with two wind cups. The combined length for this product is 11 feet in size. The central base contains a durable double-bearing assembly, and no electricity is required. Truly eco-friendly!

WHERE TO USE?

Bird Skip is ideal for solar panels, flat rooftops, HVAC units, swimming pool perimeters, skylights, fishing ponds and paved surface areas.

BIRDS



THREE MODELS OF ROTATION

Wind Driven

BS-BSBS



The cups grab the wind for power. Full rotation isn't always achieved yet the movement alone stops birds.

Solar Powered

BS-BSBS



Charges a battery that runs the motor.

Building Powered

BS-BSBS



Simply needs a plug which then is transformed to 12-volts.

WHERE TO USE

Solar panels, flat rooftops, HVAC units, swimming pool perimeters, skylights, fishing ponds and paved surface areas.

TARGET BIRD

Works on all bird species

BIRD PRESSURE

Light, Medium, Heavy

MATERIAL

Two HD composite fiberglass rods that rotate around a central base.

INSTALLATION



Placed down, Screwed down, or installed using Solar panel clamps

INSTALLATION LEVEL

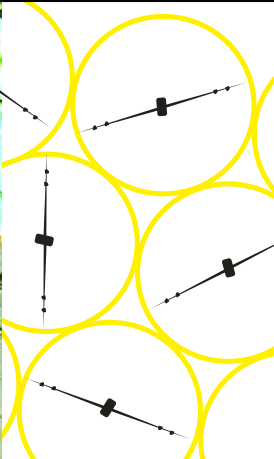
Easy

BIRD SKIP™


Smooth Motorized Barrier



A Bird Skip unit can simply be placed in the middle of a problem area and the rods and motion will do the rest!

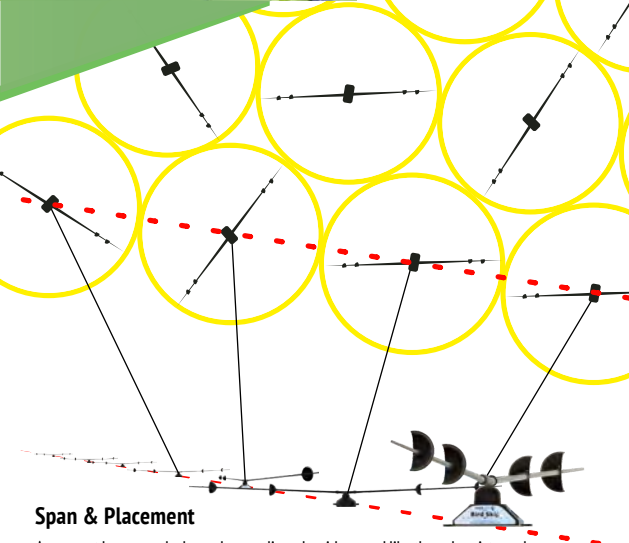


Simple assemble above.



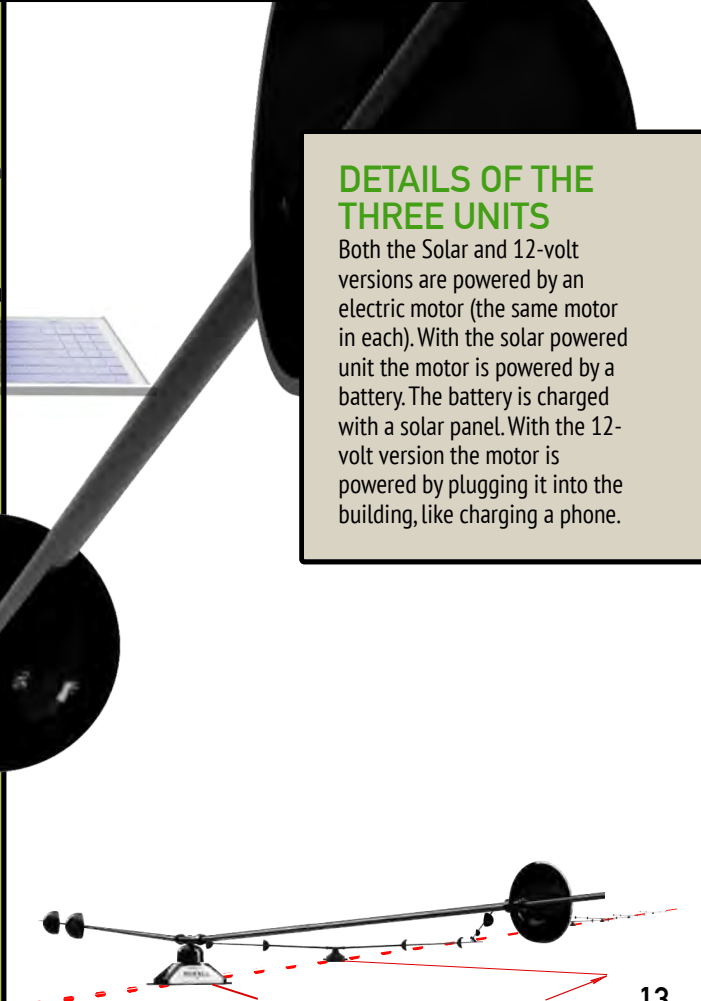
Solid foundation mount with various types of hardware.

DETAILS OF THE THREE UNITS
Both the Solar and 12-volt versions are powered by an electric motor (the same motor in each). With the solar powered unit the motor is powered by a battery. The battery is charged with a solar panel. With the 12-volt version the motor is powered by plugging it into the building, like charging a phone.



Span & Placement

A compact honeycomb shown here or linearly widespread like the solar picture above.



Whichever placement is chosen, they need to be 6' apart, center-to-cent

BIRDSRING™

Clearly Unsafe for Landing

The Birdzoff BirdSpring can protect longer areas, such as railings or stretches of highway, or a single area and comes with a clip to keep horizontal wires in place. The flexible system is also extremely safe for installation in medium to high foot traffic areas while standing up to medium and large birds.

All parts of the BirdSpring™ system are offered in 316 stainless steel materials.

- BS-S BirdSpring Spring
- BS-CC BirdSpring Capture Clip
- BS-CW BirdSpring 5.5' Connecting Wire, 316SS
- BS-HC BirdSpring 040 Hose Clamp Attachment
- BS-MG BirdSpring Magnet Attachment
- BS-WW BirdSpring Welded Washer Attachment
- BS-FW BirdSpring Fender Washer Attachment
- BS-TR BirdSpring 2' 316 Stainless Steel Threaded Rod Attachment

A NO-PERCH SYSTEM FOR
Gulls • Vultures • Osprey • Hawks • Eagles • Marine Birds

BIRDSRING

WHERE TO USE

Transmission Towers, Cell Towers, Lighting Piers, etc.

TARGET BIRD

Gulls, Cormorants, Hawks, Ravens

BIRD PRESSURE

Medium

MATERIAL

316 Stainless Steel


INSTALLATION

View the next page to see the different methods

INSTALLATION LEVEL

Medium to Hard

Connected with 5' wires



Install Kit

Increase the speed and ease of your BirdSpring™ system installation with the BirdSpring™ Install Kit. Designed with installers in mind, this kit includes a wire caddy that holds the 5 1/2' wires in place before they are inserted into the springs. Kits include a wire caddy, wire cutter, 5/16" nut driver, and a practice BirdSpring™ system.

Use Cases

- Airfields
- Communication & Utility Towers
- Water Treatment & Hydro Plants
- Oil & Gas (Onshore and Offshore)
- Offshore Wind, Ports, Marinas
- Ships, Workboats, Piers, Docks, Buoys, Channel Markers, Roadway Lighting
- Bridges & Cranes
- Temporary or Long Term

SUGGESTED USES

Patent Pending
Three-Tiered Deterrent

- 1 • Visual barrier alerts birds to avoid undesirable perch
- 2 • If activated by bird contact, springs and wires bounce and sway, scaring the bird away
- 3 • Other birds identify the moving system as an unstable perch and choose to go elsewhere.

BirdSpring Mounting Options



Railings



Angle Iron



Pipes




Magnets



Flat Surfaces



Optional Ground Clip
Electrostatic Discharge (ESD)



Protect an entire roof system of any size & of any technology.

THE BENEFITS OF STEALTHNET

- Effective against **all** bird species
- Highly resistant to ultraviolet rays
- Flame-resistant (flame-proof see pg. 26)
- Available in two colors
- Available in 7 standard & **custom sizes**
- Nearly invisible in most situations
- Low-profile installation system
- Twine is twisted and knotted
- Will not rot or absorb water
- Protecting structures worldwide
- Specified on historical properties

WARRANTY

Black StealthNet: **10 years** · Stone StealthNet: **3 years**
 Extended warranties for **indoor applications** are available. See page 17 for more details.

MATERIAL

StealthNet is available in black, stone (beige). The netting is composed of very thin, ultra-strong, knotted strands of **polyethylene twine. Six strands, total, each 12/1000 in.** (hence the name 12/6), are wrapped **rope-like** into one strong, **rot-resistant, U.V. protected** twine. With a **breaking strength of 52 lbs. per twisted strand**, StealthNet is the strongest polyethylene netting available in the world. StealthNet's **U.V. treatment and color pigmentation are embedded** in the composition (not just dipped), making the net more resistant to the effects of the sun with a more consistent coloring throughout.

LONG-LASTING

StealthNet is **manufactured using the most advanced technology in the world**, and has been developed to withstand a wide range of environmental conditions. Polyethylene is the most ultra-violet resistant netting material available and StealthNet has extra ultraviolet stabilizers added in its raw materials, creating a durable, long-lasting net.

INSTALLATION

StealthNet can be installed using a **variety of fasteners created specifically for your building's needs**. Whether it's masonry, steel or wood, we offer a discrete suspension system for a maintenance-free permanent installation.

TOTALLY HUMANE

StealthNet provides a harmless, **impenetrable barrier** against all pest birds.

NOT ACUTAL SIZE




3/8" Mesh · Bats (filament)
 3/4" Mesh · Sparrows, swallows & other
 1-1/8" Mesh
 Starlings, grackles, blackbirds, etc.

2" MESH
 Pigeons and larger birds

4" MESH
 Sea birds and other XL birds



MESH SIZES & THEIR COLORS OF BLACK & STONE.



- 3/4 in. Standard ✓
- 3/4 in. Heavy Duty ✓
- 1-1/8 in. ✓
- 2 in. ✓
- 4 in. ✓

INSTALLATION OF NETS

StealthNet is attached to a 3/16-inch (2mm) perimeter cable which is supported by a wide variety of intermediate and corner attachments designed for masonry, wood or steel. The cable is tensioned using turnbuckles and the netting is attached to the cable using net rings.



3/8" For Bats

3/4" Sparrows, Swallows, Woodpeckers

1-1/8" Starlings, Grackles, Blackbirds & Larger

2" Pigeons, Crows, Gulls, Ravens, Gulls & Larger

4" Sea & Large Water Birds

WHERE TO USE

Any enclosed or semi-enclosed area, opening or configuration where pest birds are to be excluded, including open beam structures, loading docks, buildings facades, courtyards, etc.

TARGET BIRD

All species

BIRD PRESSURE

Heavy

MATERIAL

Polyethylene twine and stainless steel installation hardware

INSTALLATION

Netting attached to pre-installed cable system

INSTALLATION LEVEL

Involved

StealthNet® Install & Spec Sheets
 Download at birdbarrier.com/specs

NET COLORS & TYPES

NET DIMENSIONS

100' x 100'	50' x 100'	50' x 75'	50' x 50'	25' x 75'	25' x 50'	25' x 25'
N1-B110	N1-B110	N1-B110	N1-B110	N1-B110	N1-B120	N1-B110
N1-B310 N1-S310 N1X-B110 N1X-B110 N1-B110	N1-B240 N1-S240 N1X-B110 N1X-B110 N1-B110	N1-B230 N1-S230 N1X-B110 N1X-B110 N1-B110	N1-B220 N1-S220 N1X-B110 N1X-B110 N1-B110	N1-B130 N1-S130 N1X-B110 N1X-B110 N1-B110	N1-B120 N1-S120 N1X-B110 N1X-B110 N1-B110	N1-B110
N2-B310 N2-B310	N2-B240 N1-B240	N2-B230 N2-B230	N2-B220 N2-B220	N2-B130 N2-B130	N2-B120 N2-B120	N2-B110
N3-B310 N3-B310	N3-B240 N3-B240	N3-B230 N3-B230	N3-B220 N3-B220	N3-B130 N3-B130	N3-B120 N3-B120	N3-B110
N4-B310	N4-B240					N3-B110

- Black · Bat Net Filament
- Black · Standard
- Stone · Standard
- Black · Heavy-Duty
- Stone · Heavy-Duty
- Black · Flame-Proof
- Black · Standard
- Stone · Standard
- Black · Standard
- Stone · Standard
- Black · Standard

Custom-cut nets are available in sizes up to 100' x 200'

EXCLUDE

STEALTHNET®

Net Sizes

**NO-FLAME STEALTHNET
AT EYE-LEVEL**

**NO-FLAME STEALTHNET
NOT-SEEN FROM BELOW**

NO-FLAME STEALTHNET

Bird Barrier's No-Flame StealthNet conforms to NFPA 701, which states that the net is self extinguishing (it will put itself out after being exposed to an open flame). This net is ideal for interior applications like airplane hangars, sports facilities and other sensitive areas. It is also ideal for netting jobs around residential settings, like condos and apartment buildings. The No-Flame StealthNet is distinguished by a blue strand twisted in with the black strands.

- 3/4" Black Flame-Proof 25' x 25' - N1F-B110
- 3/4" Black Flame-Proof 50' x 50' - N1F-B220
- 3/4" Black Flame-Proof 50' x 100' - N1F-B240

BAT NET

Special knotted netting just for bats. Our 3/8" polyethylene knotted mesh is ideal for all bat species, and is far stronger than other nets available. The black mono-filament withstands ultraviolet radiation extremely well, and is very hard to see when installed in shadowed areas. Another great feature is the large sizes available so any bat exclusion is possible with a single sheet, eliminating the need for seams.

- StealthNet for Bats 10' x 10' N8-B100
- StealthNet for Bats 10' x 25' N8-B105
- StealthNet for Bats 25' x 25' N8-B110
- StealthNet for Bats 25' x 50' N8-B120
- StealthNet for Bats 50' x 50' N8-B220

STAINLESS STEEL WIRE CLOTH

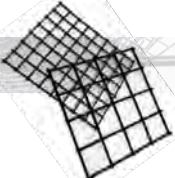
This high quality stainless steel hardware cloth is meant for difficult bat exclusion projects. The mesh is on 1/2" centers and offers an effective long lasting exclusion screen where other products might fail. Four feet wide, this mesh is available custom cut in 1 foot increments (min. order 4 sq. ft.) and is cut to your order. Lengths up to 100' long are available in a single piece. Please obtain delivery quotes for large orders.

S.S. Wire Cloth (per sq. ft.) N8-SS50

BLACK PVC-COATED GALVANIZED MESH

1/2" MESH

Order by sq. ft.:
4' Wide x sq. ft.
N8-PV05 or...



1" MESH



8" x 25'
SP-EX50



8" x 50'
SP-EX55



6" x 100'
N8-PV10



12" x 100'
N8-PV15



8" x 25'
SP-EX60



8" x 50'
SP-EX65

Black PVC-coated, 19-gauge, 1/2" & 1" wire mesh offers an effective long lasting exclusion screen where other products might fail. Available in three widths (6", 8", 12") & custom cut (1/2" only) per square foot (4' wide & 1' increments). It can be bent into custom shapes & glued or screwed in place.

Hand Ringer Net Ring Tool - TH-1000

The standard tool for attaching netting to cable, P7 Hand Ringer accepts a cartridge of 50 net rings for fast and easy use. Great for small jobs. Light (0.5 lbs.), affordable (relative to the other tools), very maneuverable & easy to re-load.

Trigger Ringer Net Ring Tool + 100 9/16" Net Rings - TH-1500

This GL Trigger Ringer uses a 9/16" net ring and has a brake-like trigger that helps eliminate hand, wrist and forearm fatigue when the job requires a lot of net rings.

Bostitch AIRPRO Ringer Net Ring Tool + 100 1/2" Net Rings - TH-200-0

This fast operating tool is a must on large netting projects saving you time and money. A compressor powers the gun with a clip of 1/2" 100 rings & requires a 95 PSI. It's a very reliable tool with a thin extended nose that gets into tight spaces quickly. It weighs in at 2.8 pounds holding a 100 rings max.



Net rings hold the netting to the cable by forming metal loops that connect netting together or to cable. They are applied using one of three tools. Each tool has distinct features; most professionals have at least two of the following tools in their tool box.



BOSTITCH AIRPRO RINGER 1/2" & 3/4" NET RINGS

- 1/2" Galvanized Rings (10,000) - TH-G200
- 1/2" S.S. Rings (10,000) - TH-S200
- 3/4" Galvanized Rings (10,000) - TH-G300
- 3/4" S.S. Rings (10,000) - TH-S300



TRIGGER RINGER 9/16" NET RINGS

- Galv. Net Rings (2,500) - TH-G150
- S.S. Net Rings (2,500) - TH-S150

P7 HAND RINGER NET RINGS

- Black rings are available for the P7 Hand ringer.
- Nearly eliminates the visibility of rings on all black netting projects
- Make seams & repairs invisible
- Almost invisible perimeter cable

- Black Net Rings (2,500) - TH-B100
- Galv. Net Rings (2,500) - TH-G100
- S.S. Net Rings (2,500) - TH-S100

Net Rings most fundamental task: attach net to cable.

Net Rings joining two nets (top rings)

Net Rings to zipper makes an access point.

SELECTING THE RIGHT TURNBUCKLE

The cable must be tensioned properly to insure a secure installation. Use small turnbuckle for cable runs under 25'; Medium turnbuckle for runs 25 to 75' & large turnbuckle for runs over 75 ft.



GALVANIZED TURNBUCKLES

Use galvanized for dry, salt-free climates with galvanized net rings and net cable. 10 per pack.
Sm. Turnbuckle Galv. (10) NT-G100
Med. Turnbuckle Galv. (10) NT-G200
Lg. Turnbuckle Galv. (10) NT-G300

STAINLESS STEEL TURNBUCKLES

Stainless steel is best for wet or salty climates. Use with stainless steel cable and net rings. 10 per pack.
Sm. Turnbuckle S.S. (10) NT-S100 Med. Turnbuckle S.S. (10) NT-S200 Lg. Turnbuckle S.S. (10) NT-S300



FERRULES

These high-quality ferrules are designed for 5/64" (2mm) cable. Aluminum for galvanized cable & copper for stainless steel. Two ferrules should be used per cable loop attachment. A special ratchet crimp tool is necessary. 100 per pack.

Copper Ferrules 2.5mm NC-N100
Aluminum Ferrules 2.5mm NC-N200

Use two ferrules at every end or loop for added security.



CABLE CUTTER

The sharpest, longest-lasting & easiest tool to use for cutting heavy-duty cable. The overlapping heads give a clean cut up to 5/32" (4mm) as a true cut seen above. The tool features a spring loaded rubber grip handle & a security locking latch.

Cable Cutter (ea.) TO-CC10



RATCHET CRIMPER

Each cable-end must have a strong loop to secure to a turnbuckle or cable-end fastener. The powerful ratchet crimper and ferrules offer the strongest, most discreet system. Use 2 ferrules at each loop for long-lasting hold.

Ratchet Crimper (ea.) TN-R100



NET CABLE

Our 5/64" (2mm) diameter 7x7 construction cable is the standard for perimeter support. It is available in galvanized or stainless steel. Stainless steel is recommended for installations near heavy moisture, chemical environs or salt-laden air.

Galvanized (250 ft) NC-G250
Galvanized (500 ft) NC-G500
Stainless Steel (250 ft) NC-S250
Stainless Steel (500 ft) NC-S500

HEAVY-DUTY EYE BOLT


When adding extra tension to heavier cable it's important to use a corner anchor that will not bend or break.

Heavy Duty Eye Bolt (10) NB-EB30



HEAVY-DUTY CRIMPER

Use this tool with heavy duty ferrules. Crimp Tool TN-R300



HEAVY-DUTY NET CABLE

This 5/32-inch cable should be used where extra strength is desired such as where StealthNet is not supported for runs of 100 feet or more.

Galvanized (500 ft.) NC-G532
Stainless Steel (500 ft.) NC-S532

HEAVY-DUTY FERRULES

These ferrules are to be used with the heavy duty net cable. Use two per end/loop end and crimp twice per Ferrule. 100 per pack. 5/32-inch Ferrules NC-N500



THE IMPORTANCE OF CORNER ATTACHMENTS

The most important part of a netting job is the corners (where the cables end or turn corners) due to the tension applied by the turnbuckles and the weight of the net. Strong cable-ends and corners are achieved using the correct selection from a wide variety of anchoring systems enabling you to secure the system to any substrate.

EXCLUDE

STEALTHNET®

Corner Attachments



Into Cement - Nation's Capitol

NET BOLTS GALVANIZED & STAINLESS STEEL

This high-load bearing expansion bolt is the perfect anchor for most masonry, stone or concrete corner/end attachments. Use the smaller M6 for cable runs under 100' and the larger M8 for runs over 100'. The high grade stainless steel expansion bolt the toughest sub-straight. 10 per pack.

- M6 Galv. (10) - NB-M6G0
- 12mm Drill Bit (M6) - TB-S120
- M8 Galv. (10) - NB-M8G0
- 14mm Drill Bit (M8) - TB-S140
- M6 S.S. (10) - NB-M6S0
- 10mm Drill Bit - TB-S100

MINI NET BOLTS

Corner attachment for smaller net jobs (cable runs under 25 feet). Drill an 8mm hole, insert the bolt and turn the eye for a solid hold. Zinc passivated or stainless steel. 10 per pack.

- Galv. (10) - NB-MBG10
- S.S. (10) - NB-MBS10
- 8mm Bit (for both) - TB-S080

METAL-HIT ANCHOR

Use this anchor to attach multi-purpose brackets to concrete, brick or cement block. Hitting the pin with a hammer locks the part in place. 100 per pack.

- Metal-Hit Anchor (100) NI-SP02
- 4.8mm Drill Bit TB-S048



Gripping Hangar Girders

EYE BOLT WITH NUT

Corner/end attachment for an I-beam or other thick metal.

- Eye Bolt - Galv. (20) - NB-EB10
- Eye Bolt - S.S. (10) - NB-EB20

GIRDER CLAMP

For steel up to 2" thick. Bolt on an I-beam or flat steel and attach your cable or turnbuckle directly to it. 10 per pack.

- Girder Clamp - S.S. (10) NB-GC00



HEAVY DUTY STEEL CLAMP

This clamp defines the term "heavy duty" Your best bet for larger net installations, this clamp can hold up to 630 lbs. of tensioned weight. Bolt to an I-beam or other steel structure and run your cable inside the jaws. Opens up to 2". 4 per pack.

- H.D. Steel Clamp (4) - NB-GC10

SCREW EYES - HEAVY DUTY

Ideal for cable ends and corners when anchoring in wood.

- Screw Eye H.D. Galv (50) - NB-SE10
- Screw Eye H.D. SS (20) - NB-SE20

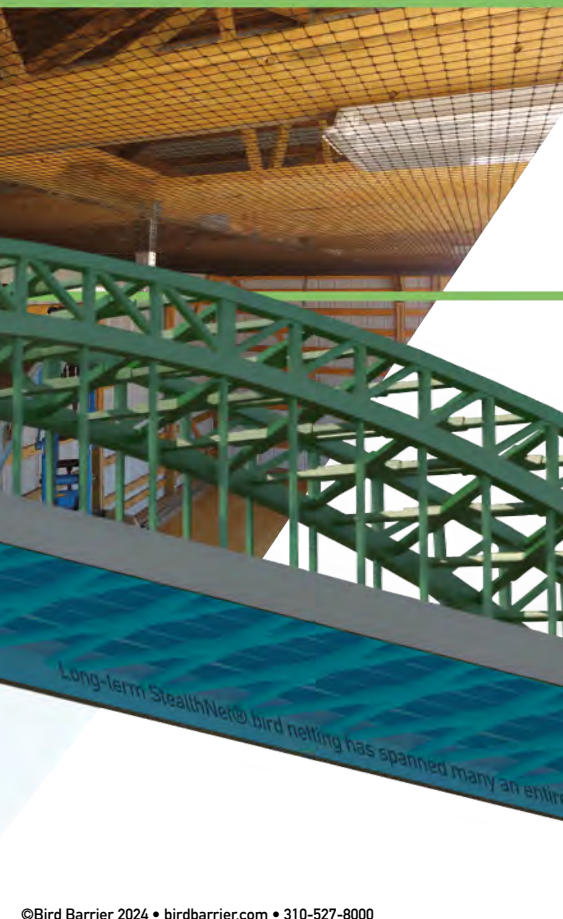


MULTI-PURPOSE CABLE BRACKETS FOR STONE STEEL AND WOOD

These versatile stainless steel brackets can be used as a corner or intermediate attachment, and installed as a permanent fixture or as a quick-release cable holder. 100 per pack.

- With Hilti Pin NI-CB15
- Bracket w/13/64" Hole NI-CB10
- Bracket w/1/4" Hole NI-CB25

- HILTI .27 Shot 10-pack TO-H250



Long-term StealthNet® bird netting has spanned many an entire bridge.


STEALTHNET®

Intermediate Attachments

GIRDER CLIPS

This strong, hammer-on clip allows for cable attachment to steel beams. Hammer the clip on to the edge of an I-Beam. Available in galvanized and stainless steel.

- Galvanized
 - 3/32"-9/64" (100) - NI-GC10
 - 1/8"-1/4" (100) - NI-GC20
 - 5/16"-1/2" (100) - NI-GC30
 - 9/16"-3/4" (100) - NI-GC40



- Stainless Steel
 - 1/8" - 1/4" (100) - NI-GCS20
 - 5/16" - 1/2" (100) - NI-GCS30
 - 9/16" - 3/4" (100) - NI-GCS40

THE IMPORTANCE OF INTERMEDIATE ATTACHMENTS

Intermediate attachments hold cable against the wall between corner attachments.


We recommend:

- 2" netting = 1 every 2'-3'
- 1-1/8" netting = 1 every 2'
- 3/4" netting = 1 every 1.5'

MULTI-PURPOSE CABLE BRACKET

This versatile stainless steel bracket can be used as a corner or intermediate attachment, and installed as a permanent fixture or as a quick-release cable holder.

- With Hilti Pin - NI-CB15
- Bracket w/ 13/64" Hole - NI-CB10
- Bracket w/ 1/4" Hole - NI-CB25



HILTI LOOP - OPEN AND CLOSED

Constructed of high quality, zinc-plated steel, the Hilti Loop is an easy-to-use attachment for stone, concrete and brick. Drill a hole and hammer it home. Open option for removable nets.

- Hilti Closed Loop (100) - NI-H100
- Hilti Open Loop (100) - NI-H200
- 8mm Drill Bit (for both) - TB-S080



KWIK TOG & EYE LOOP (FOR STUCCO)

Stucco is one of the most challenging substrates for bird control. This durable plastic attachment affords a solid base for the screw eye. Drill a 3/8" hole, insert the Kwik Tog so it expands behind the stucco.

- Kwik Tog & Eye Loop (50) - NI-KT10



THIN WIRE NET CLIP

Great for small jobs, this stainless steel clip attaches netting to a structure without running cable. Not recommended for jobs over 5' x 5'.

- Thin Wire Net Clip (100) - NI-WC10



ANCHOR RIVETS & SPLIT PINS

One of the strongest and most discreet intermediate attachment systems available for stone, masonry or brick. Insert the Anchor Rivet into a pre-drilled hole and hammer the Stainless Steel Split Pin. Thread the cable through the hole in the Split Pin. Different lengths are available depending on the substrate integrity & use.

- Anchor Rivet 1" (100) - NI-AR10
- Split Pin 1" (100) - NI-SP10
- Anchor Rivet 1.5" (100) - NI-AR15
- Split Pin 1.5" (100) - NI-SP15
- 6.5mm Drill Bit - TB-S065



"S" HOOK

Heavy duty stainless steel fastener can be secured with screws or fired-in pins.

- "S" Hook SS (100) - NI-WC30



NET SPIKE

This hammer-in attachment is the strongest attachment available for stone, concrete or solid brick. Does not require a plastic anchor sleeve, the bent shaft holds it securely in place. Zinc or Stainless Steel coated.

- Net Spike Galv. 1 3/4" (100) - NI-SP00
- Net Spike SS 1 3/4" (100) - NI-SP05
- 4.8mm Drill Bit (for both) - TB-S048



SCREW EYES (SMALL)

These screws for wood are very sturdy intermediate attachments.

- Screw Eye Small, Galv (100) - NI-SE10
- Screw Eye Small, SS (20) - NI-SE20



NET LOOP

Low profile, stainless steel intermediate attachment for wood or sheet metal. Secure with self tapping screw.

- Net Loop (100) - NI-WC20

LAG SCREW

Screw directly into wood, or use with an anchor for masonry.

- Stainless, Sm. (100) - NI-NS10
- Anchor, Sm. (100) - NI-NS12
- Galvanized Lg. (100) - NI-NS25



LAG SCREW DRIVER

Drive our Lag screws into wood and plastic anchors with this tool that fits into the chuck of your hand drill. Lag Screw Driver (ea.) - TB-SP10



NET ACCESS CLIPS

Stainless steel net clips join pieces of netting to allow for removal of panels for access. New, thin design is hard to see.

- 2" Net Access Clips (100) - NZ-C200
- 3/4" Net Access Clips (100) - NZ-C340

NET SCISSORS

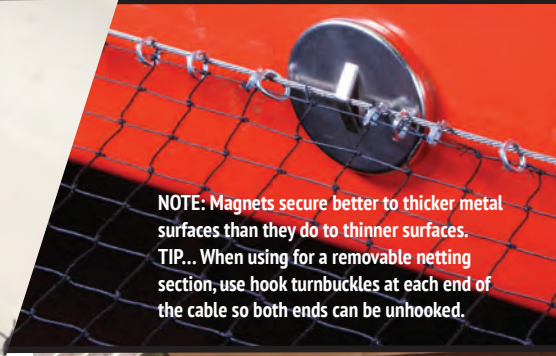

A must on any netting job. TO-S100



STEALTHNET REPAIR TWINE

Use for invisible seams and to make minor repairs.

- Black Net Twine (500) - NO-TWB10
- Stone Net Twine (500) - NO-TWS10



NOTE: Magnets secure better to thicker metal surfaces than they do to thinner surfaces.
TIP... When using for a removable netting section, use hook turnbuckles at each end of the cable so both ends can be unhooked.

STEALTHNET ZIPPER ACCESS

Zippers can be net-ringed into the netting to create any sort of an opening.

- Black Zipper (1) - NZ-B100
- Black Zipper (3) - NZ-B300
- Black Zipper (6) - NZ-B600

- Stone Zipper (1) - NZ-S100
- Stone Zipper (3) - NZ-S300
- Stone Zipper (6) - NZ-S600
- Stone Zipper (per ft.) - NZ-SCUS

SEPARATING ZIPPERS

Used to create a section of net that will fall open. Use this across the end of a trap door. Need a larger opening? Point the open end of the zipper at each other for a 16' opening.

- 8' Black Zipper NZ-BS800
- 8' Stone Zipper NZ-SS800

MAGNETS, ZIPPERS & CLIPS NET MAGNETS

Net Magnets come in handy when

drilling or screwing is not an option. They are extremely quick to secure in place and can be useful for following contours of a metal substrate, with or without wire cable. Can also be used for nets that need to be opened. Two models available. Use caution as these are not as strong as screwed fasteners.



NEODYMIUM NET MAGNETS
12lbs. Net Magnet for Cable (10) .625" Dia - NI-MG10
48lbs. Net Magnet for Cable (10) .977" Dia - NI-MG12
Do not use as corner attachments. Intermediate only.

The Use of StealthNet zippers can be installed to open netting for horizontal or vertical access using net rings. pg. 27

Protective Pad
HV-PAD12

Intermediate
Pole Cable Support
HV-PO4

Corner Heavy-Duty
Pole Cable Support
HV-PO4


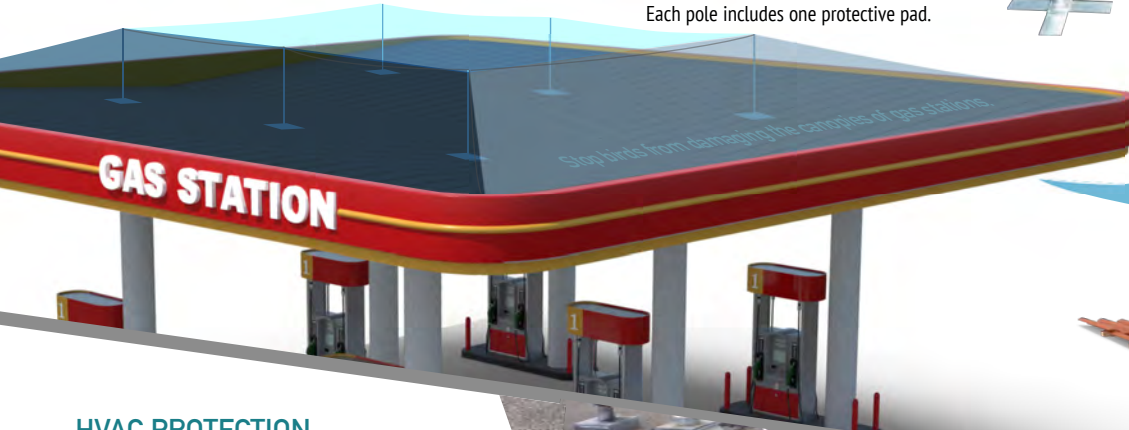
Each pole includes one protective pad.

SUPPORT POLES

These poles can be used to build raised netting systems. The poles can be used to keep the center cable higher (like a tent), or to raise a whole net system above a flat roof, or a roof covered with HVAC equipment.

The top of the pole has four holes designed to accommodate both perimeter net cable and turnbuckles. This flexibility allows the pole to accommodate a wide range of possible installations.

By tensioning the cables equally in each direction, the flat base will simply sit in place. Protective neoprene pads insure no damage is done to the roof.



HVAC PROTECTION NETTING SYSTEM


HVAC units provide birds with shelter (underneath the units), and a high perch to check out food and other opportunities (on top of the units).

Rooftop units can be difficult to protect. Installers generally screen off the bottoms, and put Daddi Long Legs on the top. The units need to be accessed for maintenance, and building owners generally don't like holes drilled in their roofs.

Our HVAC protection system offers many unique features:

- System protects top and space below the unit
- Corner Stand-off brackets raise net well above unit
- Brackets keep net away from the sides of the unit as well
- Brackets can usually mount to unit without screws
- Weighted hose secures to roof, no fasteners or holes necessary
- Hose can be lifted up for repair access
- Installed using most standard Bird Barrier items (StealthNet, cable, net-rings, tools etc.)
- Zippers can be installed for smaller access, or as pipes and other obstructions demand

- Stand-off Bracket, 24" HV-SO24
- Stand-off Bracket, 48" HV-SO48
- Weighted Hose, 25 ft. NR-WR25



SUPER BOND

Occasionally you can't wait for the regular bond to cure. Bird Barrier Super Bond cures in about one hour, so you can secure your products and be on your way. Requires Applicator & nozzles. 50 ml.

Please Note: Bird Barrier Bond and Super Bond will not adequately adhere to nor is recommended for use with a fluoropolymer paint. This paint is marketed by some companies under the "Teflon", "Hylar", and "Kynar" brand names as coatings for anti-friction, anti-graffiti, etc. There is no warranty coverage for Bond applied to these surfaces.

Fire into steel or concrete using the Powder-actuated tool to secure various brackets. Use X-EDNI (100) NI-H300 (more than 1/2"), and X-DNI for thinner steel and masonry. Hilti Pin - X-DNI (100) NI-H300 Hilti Pin - X-EDNI (100) NI-H400

BOND GUIDELINES

10.2 oz. tube will cover:
25' of BirdSlide
35' of Bird-Flite, & Bird-Shock
125 Bird Wire bases & 35 DLL bases
275 Coil clips *Use Super Bond for Birdwire bases supporting end posts.

SUPER BOND GUIDELINES

Bird-Flite Birdwire Bases Coil clips. DLL PVC Bases 8' 40 bases
60 clips 10 bases

BIRD BARRIER BOND YELLOW TUBE



5 Year Warranty
An exceptionally strong, flexible, adhesive. It handles dramatic temperature changes without cracking. Full cure is in 24 hours at normal temperatures.
• Securely holds metals and plastics to wood, steel, sheet metal, concrete, brick and most building substrates.
• Gray in color
• Excellent UV characteristics
• Cleanup is with soap and water. Apply wearing surgical gloves.
• Green - Moisture curable, solvent-free formula

New Bond 10.2 oz. (ea.) HA-BB03

STAINLESS STEEL SCREW & PLASTIC ANCHOR

The best anchor for Coil clips, multi purpose cable attachment and many other Bird Barrier products.
Stainless Wood Screw (100) HA-S300 Plastic Anchor (100) NI-NS12

6100 - 1 Year Warranty




Strong, flexible, quick cure and ideal for interior applications out of the sun.

- Securely holds metals and plastics to wood, steel, sheet metal, concrete, brick and most building substrates.
- Clear in color

Original Bond 10.2 oz. (ea.) HA-BB04

Ideal for driving self-tapping screws with a cross hand drill. Magnetic tip holds the screw in place while you start the hole.

MAGNETIC NUT SETTERS



Mag Nut Setter (1/4") (ea.)
TB-HX10
Fits: HA-S100, HA-S120, HA-S300
Mag Nut Setter (5/16") (ea.)
TB-HX20
Fits: HA-S200, HA-S220, HA-S240, HA-S260

SDS DRILL BITS - FOR MASONRY

Drill Bit Size Used for

- 4.8mm Hit Anchor, Metal Net Spike - TB-S048
- 6.5mm Split Pins, Anchor Rivets - TB-S065
- 8mm Hilti Loops, Mini Net Bolts - TB-S080
- 10mm M6 Stainless Net Bolt - TB-S100
- 12mm M6 Galvanized Net Bolt - TB-S120
- 14mm M8 Galvanized Net Bolt - TB-S140

1-1/4 in. Stainless H.D. (100) HA-S260



1-1/4 in. Galvanized H.D. (100) HA-S240



3/4 in. Stainless Steel (100) HA-S220



3/4" Galvanized (100) HA-S200

1/2" Stainless Steel (100) HA-S120



1/2" Galvanized (100) HA-S100



SELF-TAPPING SCREWS

Used to fasten Bird Barrier brackets and clips to different metals. Small screw uses 1/4" nut driver; large screw uses 5/16" nut driver (see above).

DRIP-LESS ERGONOMIC CAULK GUN

Drip-less? Absolutely! The flow of caulk stops when you stop. No thumb release, no buttons to push, no special way to click the handle. It's simple and automatic. Use for Bird Barrier Bond or Bird-Off Gel; either way you'll love how the bead stops when you release the handle.

Caulk Gun TO-CG10




SOLAR PANELS

Block Every Square Inch

SOLAR PANEL EXCLUSION KITS

This innovative solar panel bird deterrent kit is designed specifically to keep all birds from getting under solar arrays, protecting the roof, wiring, and equipment from damage. Solar panels are being installed on commercial and residential roofs across America at an ever-increasing rate. These arrays provide perfect harborage for birds and other critters, and homeowners are desperate for a solution.



Solar Panels before & after our kit



KITS WITH 1/2" MESH

25 ft. x 8 in. x 1/2 in. mesh and 20 Solar Panel Clips - SP-EX30

50 ft. x 8 in. x 1/2 in. mesh and 40 Solar Panel Clips - SP-EX35

MESH TIPS

Sealed - Cut the mesh into five-foot lengths. Then straighten with a 2 x 4 placed over the mesh length on a long end, so that it extends past the 2x4 by one inch. Now bend the mesh to about 30 degrees. This kick-out helps to lock the mesh firmly in place. Now the mesh is ready for the roof.

SOLAR CLIPS

Solar clips come in two different materials to attach mesh to panels. ABS plastic or Stainless Steel. Neither will cause damage or void warranties on panels.


Clips are recommended every 18 inches and don't require drilling holes or damaging the system.




ABS PLASTIC CLIPS



STAINLESS STEEL



FAST TRIGGER RINGE!
Pokes into mesh & blows mesh-to-mesh. See page 27.



Orange line above shows EGGXIT being rotated until it fits **without a gap**. The shape is odd so that it fits all styles of Spanish tiles.

EGGXIT

Fitting to Spanish tiles can literally double the labor time on a solar panel exclusion job. Cutting the wavy ups and downs is painstaking and inaccurate work. Our new egg-shaped "Spanish Tile Inserts", made from 1/2" PVC coated mesh, can be rotated, and bent, to fill every channel regardless of the shape or size. Zip tie or Hog Ring to the mesh for a secure hold.


EGGXIT - SPANISH TILE INSERTS 1/2" MESH

- Spanish Tile Inserts (25) SP-EX25
- Ringer Net Ring Tool TH-1500
- 9/16" Galv. Net Rings (2,500) TH-G150
- 9/16" S.S. Net Rings (2,500) TH-S150

NEW

SOLAR STIXX

Solar Stixx represents an entirely new approach to solar panel exclusion. Rather than install clips first, then long rolls of mesh, Stixx is a ready-to install unit.



UV stabilized plastic upper unit is fastened to the frame of the solar panel.



The polished stainless-steel falling pins that slide effortlessly up and down within the plastic housing to perfectly meet flat or irregular shaped roofs, like Spanish tile.

STIXX CAN BE INSTALLED TWO DIFFERENT WAYS:

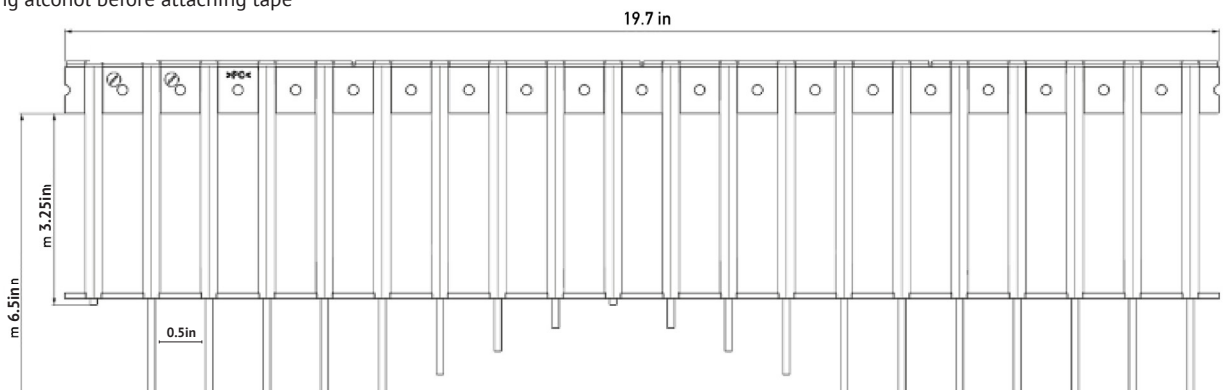
Gluing with Bird Barrier Bond or securing with 3M-5925 double sided tape*

Whenever possible holes should not be drilled or screwed into the sides of solar panels, or their aluminum frames. The panels or components may be damaged, and warranties may be voided

* Clean surface of Stixx with rubbing alcohol before attaching tape

Specifications

- Stixx units are 19.7 inches in total length
- 80 parts per box, 131 feet
- The space between the rods is 1/2 inch.
- Max opening protected is 6.5 inches
- Minimum opening protected is 3.25 inches
- Plastic unit can be snapped along break-lines at every wire.



OPTICAL GEL™

1/4" High Disks

IT WORKS THIS WAY

This is a multi-sensory deterrent. Once installed, if birds return while you're cleaning up, you will see them fly up, stop and hover....look around, get frustrated and leave. Birds, for some reason (and we have some reasons), birds hate seeing it. That's for sure. And if they stand near it, the smell makes them shake their head with looks of concern and bother. And finally, if you, me or a bird gets it on them.....well, it just sucks.

IT'S EASY

It's just a fact. It's super easy to put in place. The main concerns is the pattern they are placed and pre-cleaning.

IT'S TEENY

The dishes are only 2-1/2" in diameter and 3/8" in height. They generally cannot be seen from below.

IT'S HUMANE & ENVIRONMENTALLY GREEN

Made from all natural ingredients. Harmless to birds, humans and pets alike.

**THE CRITICAL IMPORTANCE OF CLEANING**

Optical Gel installations must be thoroughly cleaned & sanitized before the dishes are mounted. It's a two-step process of Dissolve-It then bleach. **Do not skip these steps.** See Page 14.

**PRO-PAK**

An Optical Gel kit that includes everything you need. Disks, cleaning supplies & mounting. Next page.

WHERE TO USE

Ledges, signs, balconies, soffits, beams, skylights, signs, roofs, AC equipment, enclosed spaces

TARGET BIRD

All Species

BIRD PRESSURE

Light, Medium & Heavy

MATERIAL

Citronella, Peppermint Oil, Agar, Beeswax

INSTALLATION

Dishes can be glued, zip-tied or magnetically secured

INSTALLATION LEVEL

Easy

IT'S TOUGH AS NAILS

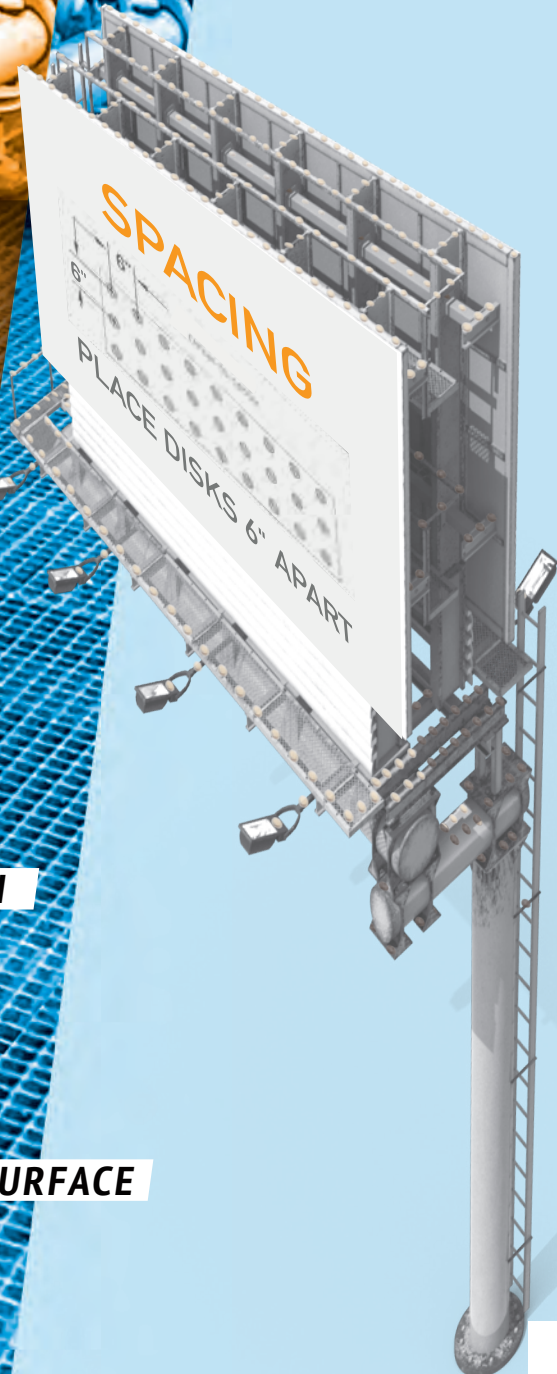

We realize that when people see the gooey material in these disks for the first time, they always think it lasts for about six months, if that. This sticky gel is stronger than you think. From a high snowy wall to high-power substations, Optical Gel dishes are effective for 2 - 4 years. And as you see the main shot below, IEEE has Optical Gel written into its documentation as the tool to use to stop birds beginning with high-power substations.

LEDGES

**OPTICAL
GEL™**

Easy to Install

OPTICAL GEL



INDOOR



ANY WIDTH



ANY SURFACE



LEDGES

OPTICAL GEL™

Lasts for Years & Years

STIQ

With the lid on, clip the Optical Gel disk into STIQ & reach further &/or hand it off in a relay action to speed things up. Handy installation text & a ruler are excellent. Best part, STIQ holds the disk so yanking the lid keep both sticky gel & glue off of you.





OPTICAL GEL

Our most universally applicable Optical Gel is adhered to nearly any surface with silicone or other project-specific adhesives. Weather-resistant and years and years in place is what to expect from Optical Gel.

Optical Gel



24 pk. - TF-BG25



200 pk. - TF-BG200




MAG

MAG = No glue needed. There's no faster way to install Optical Gel. Just remove the lid, place and reposition if necessary. Placing disks fast makes it fun!

Optical Gel MAG



24 pk. - TF-BG25



ZIP

Snap Optical Gel into ZIP and insert included zip-tie under the base to install Optical Gel onto irregular surfaces and any tubular building features. You can also use ZIP in ways that the Zip-Tie is not used. A roof peak, for example. Use these bases creatively.

ZIP

25 pk. - TF-BG55



CLIQ

CLIQ is made for very long-term usage where disk replacement after 2-3 years is desired. This lets replacement happen with a finger push, same hand removes disk. Snowy winter areas might want CLIQS to bring disks in during bird-less weather.

CLIQ

25 pk. - TF-BG55

LEDGES

OPTICAL GEL™

Works Immediately



Optica
200 pk.
TF-CA200

Optica
MAG
200 pk.
TF-CA250



It's not better or worse, it's just different.

OptiCA is a different formulation than Optical Gel. As such it is not permissible to sell or install Optical Gel in Canada. Please purchase OptiCA from your favorite Canadian distributor.


OPTICAL GEL PROPAK

Be a Pro on Day One with ProPak


Let us worry about what's needed. This gives you time to thinking about disk placement so the birds get stopped. ProPak kits makes this all happen.

Each kit includes a variation of the items listed below.

- Optical Gel™ Disks
- Dissolve-It Biological-Cleaner
- Silicone Glue
- Latex-Free Gloves
- Spray Bottles
- STIQ Application Tool



24 pk. - AB-CDEF



200 pk. - AB-CDEF



48 pk. - AB-CDEF



50 pk. - AB-CDEF
Canada Only

EVERYTHING YOU NEED





BIRD SHOCK® FLEX TRACK



ALMOST INVISIBLE

At only one-quarter of an inch high, and available in five different colors, Flex-Track is hard to see close-up, and invisible from a distance. It is not seen looking up from below.

HUMANE

The intermittent shock is memorable, but does not hurt the birds; it simply teaches them to stay away, long-term.

PATENTED

Bird-Shock Flex-Track is so good, and unique, it has been granted several patents by the US Patent and Trademark Office.

LONG-LASTING

Made from UV-stabilized PVC, and Stainless Steel, Flex-Track will be in service far longer than its five-year warranty.



FLEXIBLE AND ADAPTABLE

This low-profile electrified track conforms to any architectural configuration. Flex-Track curves up and down, and side to side; and the stainless steel braid gently follows the UV-stabilized PVC base without wrinkling.

ACTIVE BIRD CONTROL

Bird-Shock Flex-Track has changed the face of the bird control industry. One product is able to protect a wide

variety of surfaces from all bird species, while at the same time being virtually invisible, and incredibly durable. 1. Flex-Track protects straight ledges, and curves easily to protect sign letters. 2. Jumpers snap quickly to the track, making it easy to power multiple tracks. 3. A charger unit mounts to the building and sends intermittent power down the two conductors. 4. Quick connectors are used every 50 feet, or wherever else connections are needed. 5. Corner Quick Connectors make 90 degree angles a snap. Important Note: Electrified systems are active systems. They require regular maintenance.



WHERE TO USE - Any surface where total exclusion is the goal, and low visibility is key; parapets, roof peaks, beams, ledges.

TARGET BIRD - All species

BIRD PRESSURE - All pressure levels

MATERIAL - Ultraviolet-stabilized PVC and Stainless Steel

INSTALLATION - Track glues to surface, electrical connectors allow current to flow from one track to the next.

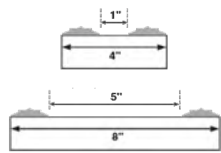
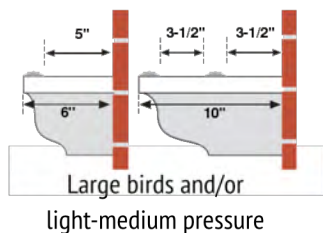
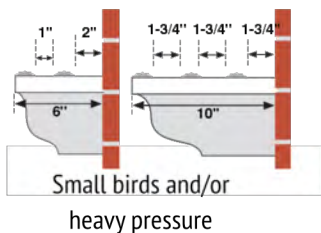
INSTALLATION LEVEL - Somewhat involved



The tracks come in 50-foot lengths. Each roll includes 11 straight connections and nine corner connections (crimp style, not Quick Connectors), which will accommodate normal applications.

RECOMMENDED SPACING

One row of Flex-Track can protect the same width ledge as multiple rows of other products. Labor and material are therefore much less. Often just one row on the outer edge is enough.




Double-sided ledges



Anti-water damming pads stuck every 12 inches will allow water to flow under the track.


10 pads are included with each roll of track.



STRAIGHT QUICK CONNECTORS

Fast and easy to install, attractive and ultra durable. Saves labor time and provides for a long-lasting installation. Use two Straight Connectors to jump power from track to track.

(20 Pack) · BS-Q06



CORNER QUICK CONNECTORS

This connector is revolutionary. It is low profile and features copper conductors over the entire surface. Straight cut the track, lay it inside the connector and snap the durable top down for an attractive connection.

(10 Pack) · BS-Q07



"T" QUICK CONNECTORS

Many jobs require time consuming T's. Now those can be done just as quickly as straight and corner connections. By cutting the small top fins the part also hinges up and down.

(5 Pack) · BS-Q08



Some complicated projects need more connections. These kits are available in addition to the standard set that comes with the flex-track.



CORNER CONNECTOR KIT
BS-Q20

T-JUNCTION KIT
100 Male/100 female/50 piggyback
BS-Q10

STRAIGHT CONNECTOR KIT
100 male/100 female
BS-Q15

FEMALE SNAP TAP
50taps kit - BS-Q5K

GRAY

50 ft · S-LW15
250 ft · BS-LW70

BLACK

50 ft · BS-LW10
250 ft · BS-LW65

BEIGE

50 ft · BS-LW30
250 ft · BS-LW60



FLEX TRACK LEAD-OUT WIRE

Twisted copper, 14 gauge double wire is easy to cut, strip & crimp.

CONNECTOR CRIMP TOOL

Solid connections are a must for a long-lasting application. This tool delivers the perfect crimp.

TO-Q20



DELUXE WIRE STRIPPING TOOL

This elegant tool easily strips wires, completely. It grabs, cuts and pulls the wire, you just squeeze. Use the #10 or #8 opening.

TO-Q15



WARNING SIGNS

Bold, plastic warning labels should be placed prominently. Glue or screw to the ledge or side of the building. 10/pack.

10 Units · BS-WL10



LEAD WIRE GUIDES - 100

New, smaller and black for a less visible, tighter job.

100 Units · BS-LW45



BIRD BARRIER BOND

Bird Barrier Bond or 6100 should be used to secure Bird-Shock Flex-Track to clean surfaces. A 10.2 oz. tube secures 30 - 35 ft. of track.

Bird Barrier Bond 10.2 oz. (ea.) HA-BB03
Five-Year Guarantee
E6100 Clear 10.2 oz. (ea.) HA-BB04
One-Year Guarantee



POWER ACCESSORIES

DIGITAL VOLTAGE TESTER
Make sure your system is sending the correct amount of electricity. Tester reads in 1,000-volt increments.

POWER INDICATOR

Attach these to the track and the building. Flashing indicates the system is functioning properly. Can be seen from distance at night.

BS-TE15

BATTERY TRICKLE CHARGER

Charge Solar Charger batteries quickly or during extended periods of cloudy weather.

BS-TE30



STANDARD & LARGE CHARGERS



LEDGES

BIRD SHOCK®

Chargers



110V SMALL CHARGER

UL Approved, this intermittent charger powers up to 1,000 feet of Bird-Shock. Mount indoors in dry space. Flashing light indicates functionality of the system.

Input: 110-120 VAC, 60 Hz, 1VA
Output: 6,350 V (Unloaded), 730 V @ 500 ohm Load
Output Joules: 0.1

Small 110V Charger · BS-CP00

Powers 1,000 ft.



SMALL 120V PLUG-IN CHARGER

Weatherproof, can be mounted outside (but make sure the plug itself is in a weatherproof housing).

Input: 120 VAC
Output (max): 9kV +/- 10%
Output Pulse Width at 500 Ohms: 100 uS

Small 120V Plug-In Charger · BS-CP30

Powers 500 ft.



SMALL 4V SOLAR CHARGER

Input: 4V DC
Output (max): 8kV (+/-) 20%
Output Pulse Width at 500 Ohms: 50uS
Output at 100 Ohms: 3.5A

Small 4V Solar Charger · BS-CS00
Replacement Battery · BS-CS05

Powers 300 ft.



SMALL 12V SOLAR CHARGER

Ideal for smaller projects. Features connectors on the bottom and an on/off switch.

Input: 12V DC
Output (max): 8.6kV +/- 10%
Output Pulse Width at 500 Ohms: 25uS
Output at 500 Ohms: 4.0kV, 0.14J

ATTACH BATTERY LEADS AND

Small 12V Solar Charger · BS-CS30
Replacement Battery · BS-CS25

Powers 500 ft.



6V/12V BATTERY CHARGER

Ideal for small jobs that cannot be plugged into mains, or are in the shade (where solar will not charge). This charger functions with a 6 or 12 volt rechargeable battery (sold separately). The battery must be secured to the tree or structure. A flashing light confirms the charger is functioning properly.

Output: 7.3 Kv

6V/12V Battery Charger · BS-CS15
6V Battery · BS-CS17
12v Battery · BS-CS18

Powers 500 ft.



LARGE BIRDS / LARGE JOBS

These powerful chargers are capable of handling large runs of Flex-Track. They require specific installation methods and the use of a digital track tester. **NOTE:** Installation of these units without regard to the installation instructions can result in visible and audible arcing or sparking. Please use appropriate care and call our specialists for job-specific recommendations.


LARGE 120V PLUG-IN CHARGER

This charger is weatherproof, but must be plugged into a weatherproof receptacle. It features a blinking indicator light when operating. Powerful enough for most jobs.

Input: 120 Vac
Output (max): 8.8kV +/- 10%
Output at 500 Ohms: 5.6kV, 1.3J

Large 120V Plug-In Charger · BS-CP25

Powers 2,500 ft.



LARGE 12V SOLAR CHARGER

This solar powerhouse delivers plenty of shock and can be installed anywhere that gets several hours of sunlight every day.

Input: 12Vdc
Output (max): 8.6kV (+/-) 10%
Output Pulse Width at 500Ohms: 25uS
Output at 500 Ohms: 5.4kV, 0.33J

Large 12V Solar Charger · BS-CP25
Replacement Battery · BS-CS25

Powers 1,000 ft.



Safe Yet Effective



Holiday Light Method: When small birds land in the canopy of the tree (leaves, smaller branches), it may be advisable to protect the tree from the outside. Birds will land on the perches (the TreeShock™ system strung from limb to limb), and get shocked before going deeper into the tree.

TREE SHOCK

THE TREE-SHOCK™ SYSTEM SNIPS

Easily cuts the tube and wires.
TO-DS05

LEAD WIRE GUIDES

Use to secure the lead wire to the trunk of the tree.
100/pkg. BS-LW45



MOUNTING CABLE TIES - 8"

UV Stable. Nail or wrap-around the branch.
100/pkg. BS-LW5



ALUMINUM NAILS

These nails attach mounting cable to thick branches.
100/pkg. HA-AN10

WARNING SIGNS

Bold, plastic warning labels should be placed prominently. Nail to the tree with aluminum nails.
10/pkg. BS-WL10



DELUXE WIRE STRIPPING TOOL

Grabs, cuts and pulls the wire, you just squeeze. Use the #10 or #8 opening.
TO-Q15



LEAD OUT WIRE

Twisted copper, heavy insulated 4 gauge double wire.
Black 50ft, BS-LW10
Black 250ft, BS-LW65
Beige 50ft, BS-LW30
Beige 250ft, BS-LW60



CONNECTORS

Male Connectors, 50/pkg. BS-Q25
Female Connectors, 50/pkg. BS-Q30
Female Snap Tap, 50/pkg. BS-QSK



HEAT SHRINK TUBE

Used at ends and to lock connectors in place. 100/pkg. BS-SH10



MARLIN SPIKE

This tool allows you to lift the wire from the The TreeShock™ system and attach a Female Snap Tap.

Marlin Spike TO-MS05



CONNECTOR CRIMP TOOL

This tool delivers the perfect crimp tool.
TO-Q20



WHERE TO USE - Tree branches


TARGET BIRD - All bird species, and other wildlife too.

BIRD PRESSURE - All pressure levels

MATERIAL - UV-Stabilized PVC and Stainless Steel

INSTALLATION - Tubing is mounted using zip ties and nailed ties

INSTALLATION LEVEL - Somewhat involved



Tree Shock™ Spec Sheets
Download at birdbarrier.com/specs

All Animals Stay Clear

BATTERY POWERED CHARGER

This is a small, portable, lightweight electric fence energizer that operates on 2 D cell batteries.

- Battery life expectancy 30 days
- Power Supply 3V
- Current Consumption.....14mA
- Max Output Voltage.....5.8kV
- Max Output Energy.....0.04J at 2kW
- Stored Energy.....0.05J
- Dimensions WxHxD.....95x140x105mm



TREE-SHOCK™ SYSTEM

Durable PVC tubing wrapped with stainless steel wire.

All sections include male connectors on one end (except for the 250 & 500 ft.).

Female connectors can be added to the other end to connect sections together.

- 5 ft. - BS-TS05
- 10 ft. - BS-TS10
- 15 ft. - BS-TS15
- 20 ft. - BS-TS20
- 50 ft. - BS-TS50
- 100 ft. - BS-TS100
- 250 ft. - BS-TS250
- 500 ft. - BS-TS500
- By-the-foot - BS-TSCUS



DIGITAL VOLTAGE TESTER

Make sure your system is sending the correct amount of electricity. Tester reads in 1,000-volt increments. 2 D-Cell Charger BS-TD10



ALMOST INVISIBLE

When seen from a distance of twenty feet or more Bird-Coil virtually disappears, and from fifty feet it's invisible.

HOW IT WORKS



Based on the simple premise that birds like a solid landing platform, Bird-Coil de-stabilizes the ledge, causing unwanted pigeons and gulls to take their mess elsewhere.

HOW TO INSTALL

Bird-Coil can be attached to any substrate using adhesive and our special coil clips. Install one clip per foot with Bird Barrier Bond or the appropriate screw and clip it in place. It's fast, easy and very secure.

TOTALLY HUMANE

Bird-Coil's smooth curves are completely harmless to both birds and unsuspecting workers needing access to ledges.



Bird-Coil

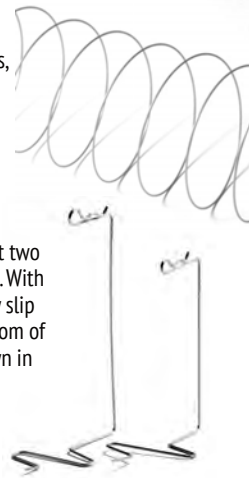
Ideal for rooftop perimeters and building ledges, the four-inch stainless steel Bird Coil expands to 25' length. Installation hardware sold separately.

- 4" Coil (25 ft.) CO-4000
- 5" Coil (25 ft.) CO-5000

Coil End Posts

The base of the bracket is configured to accept two screws or it can also be glued to the substrate. With the bracket screwed (or glued) in place, simply slip Bird Coil into the upper clip, then slip the bottom of Bird Coil under the end of the bracket as shown in the photograph to secure.

- Coil End Post - 4" (10) CO-P040
- Coil End Post - 5" (10) CO-P050



Wood with Screws Kit

Screw Bird Coil Clip 12" on center & attach End Brackets. Kit includes 23 stainless steel Bird Coil Clips, two End Brackets & 27 Wood Screws.

- Wood 4" Attach Kit (ea.) CO-K100
- Wood 5" Attach Kit (ea.) CO-K105



Concrete/Masonry with Screws Kit

Screw Bird-Coil clip 12" on center & attach end brackets. Kit includes 23 stainless steel Bird-Coil clips, 2 end brackets, 27 plastic anchors, 27 stainless screws.

- Concrete 4" Attach Kit (ea.) CO-K300
- Concrete 5" Attach Kit (ea.) CO-K305



Sheet Metal with Screws Kit

Screw Bird Coil Clip 12" on center & attach End Brackets. Kit includes 23 stainless steel Bird Coil Clips, two End Brackets & 27 Self-Tapping Screws.

- Metal 4" Attach Kit (ea.) CO-K200
- Metal 5" Attach Kit (ea.) CO-K205



Adhesive (no drilling) Kit

Glue Bird Coil Clip 12" on center & glue End Brackets. Kit includes 23 stainless steel Bird Coil Clips, two End Brackets & one 3.75 oz. tube of Bird Barrier Bond.

- Adhesive 4" Attach Kit (ea.) CO-K400
- Adhesive 5" Attach Kit (ea.) CO-K405



Coil Fasteners in Bulk

- The fastening systems are less expensive in bulk. 100/pkg.
- Coil Clip - S.S. (100) CO-C013
- SelfTapScrew, Wood/Metal (100) HA-S100
- S.S. Wood Screw (100) HA-S300
- Anchor for S.S. Screw (100) NI-NS12



See page 21 for Bird Barrier Bond and Super Bond.

WHERE TO USE

Long, exposed ledges, parapets, signs, beams, pipes

TARGET BIRD

Pigeon and larger

BIRD PRESSURE

Light - Medium

MATERIAL


Stainless Steel

INSTALLATION

Base clips are glued or screwed to any surface

INSTALLATION LEVEL

Easy



Bird-Coil® Spec Sheets & Instructions
Download at birdbarrier.com/sheets

EASY APPLICATION

Slip the stainless steel clips provided over the upper lip of the gutter and move on to the next section.

HOW IT WORKS

Thin stainless steel spikes protrude upwards from a plastic base, making it difficult for birds to gain a foothold. Gutter-Point's specially designed clips make it easy to install and the spike configuration protects not only the edge of the gutter, but the inside as well.

REMOVABLE

Many gutters require periodic cleaning, and Gutter-Point can be easily removed, then clipped back on when the cleaning is done.

HARD TO SEE

The thin, but rigid, stainless steel rods are almost invisible from a distance.

HUMANE

Gutter-Point's rods are not sharpened to prevent injury to humans, animals or birds.

INSTALLATION

Simply slip the stainless steel clips provided over the upper lip of the gutter and move on to the next section.

LEDGES

**GUTTER
POINT**

GUTTER-POINT STAINLESS CLIPS & SPIKES • CLIP • POLYCARBONATE BASE
25' - GP-SG25 & 50' - GP-SG50

Gutter-Point
It's for water. Not for Chilling.

Gutter-Point is hard to see from below as it protects the edge of this hotel's roof. See the clips that hook forward inside of the rain gutter as it protects the upper lip from pigeons & larger birds. Gutter-Point keeps pigeons off the edge and out of this rain gutter.

WHERE TO USE

Attach to the inside lip of rain gutters

TARGET BIRD

Pigeon and larger

BIRD PRESSURE

Light - Medium

MATERIAL

Stainless Steel & Polycarbonate

INSTALLATION

Stainless steel clips slide over lip of rain gutters


INSTALLATION LEVEL

Easy



Gutter-Point® Spec Sheets & Instructions
Download at birdbarrier.com/sheets

BIRD FLITE



Clear polycarbonate base and thin stainless steel rods are nearly invisible even from short distances once glued or screwed in place.

The one-foot sections can be broken smaller, kinked or permanently bent to conform to sharp angles or any architectural configuration.

Bird-Flite's wires are blunted for safety to birds & workpeople and spaced 1.5 inches on center—far enough apart to repel pigeons, yet avoid entrapping debris, like paper, twigs, etc. Birds typically hover above products before loafing so they will not be harmed.

WHERE TO USE

Ledges, parapets, signs, beams, pipes, chimneys, cut-outs, security cameras, lights, etc..

TARGET BIRD

Pigeon and larger (not for geese or vultures)

BIRD PRESSURE

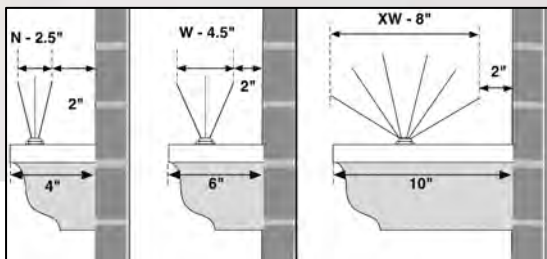
Medium (Do not use where birds are nesting)

MATERIAL

Stainless steel and polycarbonate


INSTALLATION

Base is glued or screwed to any surface • Easy Install




MEASURE BEFORE BUYING

AVAILABLE IN THREE WIDTHS - ALL 12" LONG



Bird-Flite® Spec Sheets +
Download at birdbarrier.com/specs



N





W



XW

Common dimensions for
all
three
models.



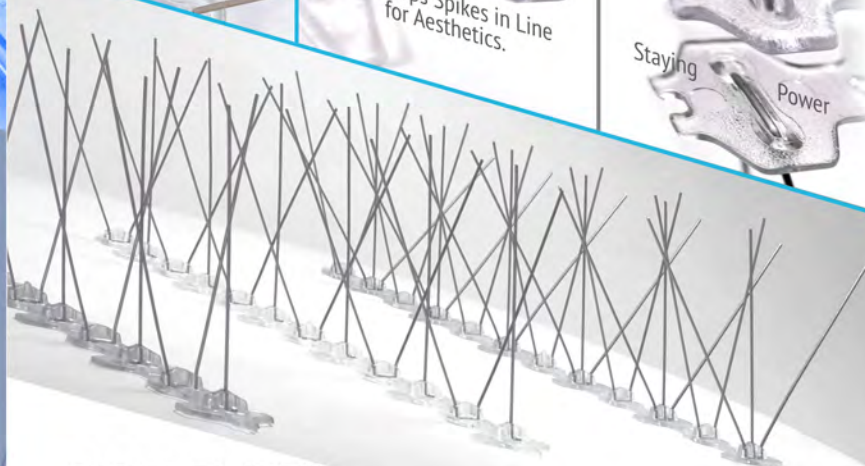
Wide & Narrow Base for
Flexibility + Stability



Slot Keeps Spikes in Line
for Aesthetics.



Staying
Power



BIRD-FLITE®

Bird-Flite is sold by the foot.
Narrow & Wide case qty. = 100 ft.
Xtra-Wide case qty. = 50 ft.

Narrow 2 1/2" (1 ft.)
Wide 5" (1 ft.)
Xtra-Wide 8" (1 ft.)

BP-F100
BP-F200
BP-F300

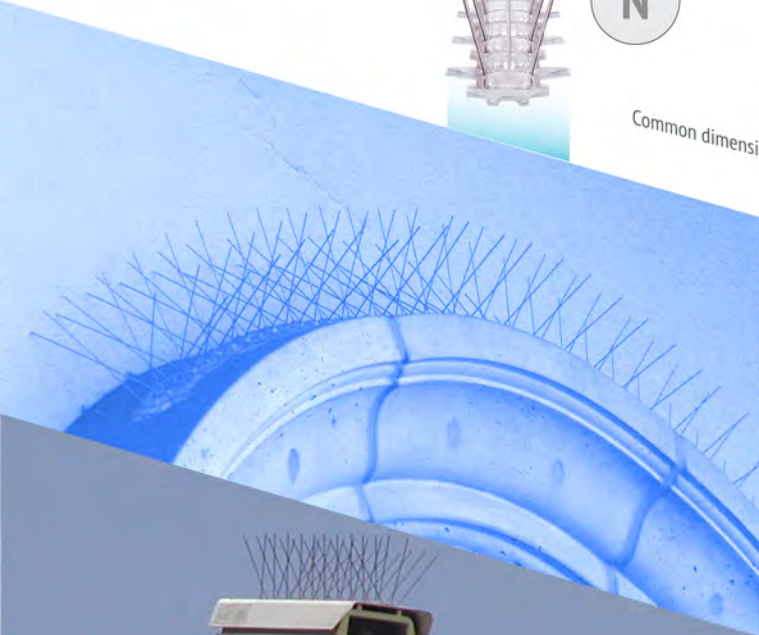
ADHESIVES 1 tube gives 35ft.



Bird Barrier Bond
10.2 oz. (ea.) HA-BB03
5 Year Warranty



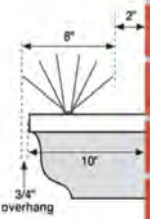
E6100
10.2 oz. (ea.) HA-BB04
1 Year Warranty



LEDGES

**DURA
SPIKE®**
All Stainless Steel

XTRA-WIDE



WIDE



NARROW



WHERE TO USE

Ledges, parapets caps, roof peaks, chimneys

TARGET BIRD

Pigeon and larger (not for geese or vultures)

BIRD PRESSURE

Medium (do not use where birds are nesting)

MATERIAL


Stainless Steel - 304 grade wires & base welded together

INSTALLATION

Base is glued or screwed to any surface

INSTALLATION LEVEL

Easy





8"

5"

2.5"

DURA-SPIKE



EASY APPLICATION

Dura-Spike® is an all stainless steel spike that comes in three-foot lengths for quick and easy application. The base can be cut easily with snips or shears. Dura-Spike® bends easily allowing it to easily accommodate curves and irregular surfaces conforming easily to the building's features.

DURA-SPIKE®

Each piece = 3 ft.
Each case = 34 pcs. (102 ft.)

Narrow 2 1/2" (3 ft.) BP-S200
Wide 5" (3 ft.) BP-S400
Xtra-Wide 8" (3 ft.) BP-S600

ADHESIVES

Bird Barrier Bond
10.2 oz. (ea.) HA-BB03

E-6100
10.2 oz. (ea.) HA-BB04

CUTTING TOOL

Dura-Spike® Snips
Easily cuts the base of the Dura-Spike and shape to nearly anything.
Snips TO-DS05

HOW IT WORKS

Pigeons and larger birds are not able to gain a foothold on the protected surface and are forced to take their mess elsewhere.

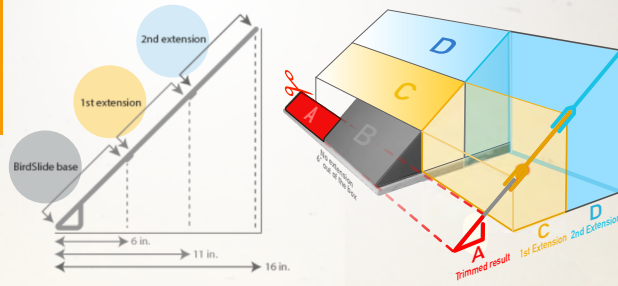
HOW TO INSTALL

Use the spacing guides to determine the best model for the application. Clean the surface thoroughly, secure using Bird Barrier Bond or screw it down.

WARRANTY

Dura-Spike® is warranted for ten years and should perform for many more.

HOW TO EXTEND OR TRIM



(A) TRIM WHEN LEDGES ARE LESS THAN 6"

Trim as needed.

(B) 6" LEDGES

Don't trim or extend.

(C) ADD ONE EXTENSION WHEN LEDGES ARE WIDER THAN 6"

One extension covers ledges from 6" to 12" wide.

(D) USING A SECOND EXTENSION

For ledges 12" to 18" wide. May need extra support underneath. Call for guidance.

WHEN TO EXTEND OR TRIM

Atop very narrow window sills - **Trimmed**



Corrugated wall creates gaps which were blocked - **one extension.**



SEAM CONNECTORS

Gaps can appear between sections of BirdSlide when mounting to uneven surfaces. These new molded connectors lock the ends together and fill in the seam.

- Seam Connectors Beige 6" (12) SL-5B80
- Seam Connector Beige 12" (12) SL-5B85
- Seam Connectors Grey 6" (12) SL-5G80
- Seam Connector Grey 12" (12) SL-5G85

THE CLEAN LINES OF BIRD SLIDE®

- BirdSlide's primary length sold is five feet.
- BirdSlide up to 10-foot long. Custom ordered. NOTE: extra freight will be charged for dimensional weight.
- Custom color runs for large projects.
- Call for details

- BirdSlide Beige (5 ft) (15 ft)
- BirdSlide Grey (5 ft) (15 ft)
- SL-5B05
- SL-5B15
- SL-5B30
- SL-5B50
- SL-5G05
- SL-5G15
- SL-5G30
- SL-5G50

DESIGNED TO DISAPPEAR

When color matched to the structure, BirdSlide usually looks like it's a part of the building. It comes in gray or beige, but can be primed and painted (by the customer) to match any color.

LONG-LASTING

Made from UV-stabilized polycarbonate. Two-year warranty against UV breakdown. Paint the product to extend its life.

CUSTOMIZABLE

BirdSlide can be ordered in lengths up to ten feet (extra freight charges will apply), and it can be painted to match the structure.

WHEN TOTAL EXCLUSION IS A MUST

There are ledges where heavy pressure (nesting birds) demands an exclusion system, and netting may be visually unacceptable. BirdSlide completely protects the ledge against all bird species; they simply can't get a grip and "slide" right off the ledge.

CAUTION Should not be installed in direct sunlight in hotter climates. Call for guidance.

WHERE TO USE

Ledges, eaves, angle irons, I-Beams and most "L" shaped ledges where total exclusion is the goal.

TARGET BIRD

All species, including swallows

BIRD PRESSURE

All pressure levels

MATERIAL

UV-stabilized Polycarbonate

INSTALLATION

Base is glued to any surface

INSTALLATION LEVEL

Easy to Moderate

FROM UNDER EAVES



MUD SWALLOWS LIVED THERE BEFORE

A CLEAN BARRIER AFTER

Birdslide blends right in and slides birds right away.

TO UNDERGROUND PARKING



PIGEONS LIVED THERE BEFORE

A CLEAN BARRIER AFTER

Bird Barrier
 2000 W. 10th Street
 Suite 100
 Lincoln, NE 68502
 Phone: (402) 478-1111
 Fax: (402) 478-1112
 Email: sales@birdbarrier.com
 Website: www.birdbarrier.com

BIRD BARRIER
 100% POLYCARBONATE
 Bird Barrier is made from the highest quality polycarbonate resin available. It is a strong, durable material that is resistant to UV radiation, weathering, and impact. It is also fire resistant and does not contain any toxic materials. Bird Barrier is a safe and effective way to protect your property from birds.

INSTALLATION INSTRUCTIONS
 1. Clean the surface where the Bird Barrier will be installed. Remove any dirt, grease, or other contaminants. 2. Apply a thin layer of adhesive to the back of the Bird Barrier. 3. Press the Bird Barrier firmly against the surface. 4. Wipe away any excess adhesive. 5. Allow the Bird Barrier to cure for 24 hours before use.


WARRANTY
 Bird Barrier is warranted to be free from defects in material and workmanship for a period of two years from the date of installation. This warranty does not cover damage caused by misuse, neglect, or other causes beyond our control.

BirdSlide® Spec Sheets & Instructions
 Download at birdbarrier.com/sheets

CHOOSING EXTENSIONS

For wider ledges BirdSlide Extensions can be added to increase the size and coverage. Extensions are 6" wide, and now they just slide on to the top of the BirdSlide. This is a fast and easy process which looks attractive and professional. (See photo/diagram C)

Extension Beige (5 ft.)	SL-5B60
" (15 ft.)	SL-5B65
" (30 ft.)	SL-5B70
" (50 ft.)	SL-5B75
Extension Grey (5 ft.)	SL-5G60
" (15 ft.)	SL-5G65
" (30 ft.)	SL-5G70
" (50 ft.)	SL-5G75




Eaves

BirdSlide can be installed under eaves to exclude mud swallows. It can easily be cut to accommodate beams and other building features.

LEDGES

BIRDSLIDE

Paint & Form to Fit



END CAPS

Next Generation. Keep birds and wildlife from getting behind the BirdSlide. Our extruded attachment slides on to the end of the BirdSlide, then the Corner piece slides into that at a 90 degree angle. Glue the cap to the wall and ledge, (sold in a pack of 5 right and 5 left end caps).

Small for standard 6" BirdSlide (B) in photo on facing pg.)
 Sm End Cap Beige (5 Pairs) SL-5B90
 Sm End Cap Grey (5 Pairs) SL-5G90

Large for 6" BirdSlide plus one extension (C) in photo on facing pg.)
 Lg End Cap Beige (5 Pairs) SL-5B95
 Lg End Cap Grey (5 Pairs) SL-5G95

BIRD SLIDE®

MOUNTING ADHESIVES



Bird Barrier Bond
 Dark Gray - 10.2 oz.
 HA-BB03




E6100
 Clear - 10.2 oz.
 HA-BB04

LEDGES

BIRDWIRE®

NEARLY INVISIBLE



1" ANCHOR RIVET

Low-profile nylon anchor provides a secure installation for the posts when drilling into masonry. Color is gray. 100/bag

Anchor Rivet - 1 in. (100) NI-AR10
6.5mm Drill Bit TB-S065



GLUE-ON BASE

Base can be glued or screwed onto properly prepared metal or wood. Set screw secures post. Color is gray. Ten per bag. 10oz tube of Bond installs 125 bases.

Glue-On Bases (10) BW-B100
Bond 10.2 oz. (ea.) HA-BB03
Plexus Adhesive (2 part) HA-BS01



PLEXUS ADHESIVE



Every 10 ft.



SPRINGS

Made from 316 grade stainless steel with one loop slightly open to facilitate attachment to the bird post or split pin. Available in standard or less conspicuous micro-spring. 100 springs per bag.
Standard Spring (100) BW-SS00 Micro Spring (100) BW-SM00



BIRDWIRE CRIMP TOOL

Specially designed indent crimping tool for attaching crimps to the Birdwire. This tool also has wire snips.

Crimping Tool (ea.) TO-BW10



CRIMP

Thread Birdwire through nickel-plated copper crimp to attach it to the bird posts or split pins. 100 crimps per bag.

Crimps (100) BW-C000

WHERE TO USE

Long, exposed ledges, parapets, signs, beams, pipes

TARGET BIRD

Pigeon

BIRD PRESSURE

Light to Medium

MATERIAL

Stainless steel

INSTALLATION

Stainless steel, nylon coated wire is attached to stainless steel posts and tensioned using springs.

INSTALLATION LEVEL

Involved



Birdwire® Spec Sheet & Instructions
Download at birdbarrier.com/sheets



RIDGE BRACKETS

Special brackets are available for both triangular and half-round ridge roof tiles. The ridge bracket can be screwed in place, while the half-round bracket has two adjustable locking flanges.

Bracket - 3 Posts (ea.) BW-RB31
 Bracket - 5 Posts (ea.) BW-RB51
 Bracket Round-2 Posts (ea.) BW-RB30

RAILING CLAMPS

Birdwire posts are welded to adjustable, stainless steel clamps for attachment to handrails or pipes. Six sizes are stocked; other configurations and larger clamps available by special order. Ten clamps per pack.

		Pipe Dia.
1 in. clamp - 1 Post (10)	BW-RC11	3/4" - 1-1/4"
2 in. clamp - 1 Post (10)	BW-RC21	1" - 2-1/2"
3 in. clamp - 1 Post (10)	BW-RC31	2" - 3-1/2"
4 in. clamp - 1 Post (10)	BW-RC41	3-1/4" - 4-1/4"
4 in. clamp - 2 Posts (10)	BW-RC42	3-1/4" - 4-1/4"
6 in. clamp - 2 Posts (10)	BW-RC62	4-3/4" - 6-1/4"

BIRDWIRE®

BIRDWIRE®

Seven-stranded, stainless steel wire, coated with ultraviolet-stabilized clear nylon. Diameter is .7mm with a breaking strength of 100 lbs.

Birdwire (250 ft.) BW-W010
 Birdwire (500 ft.) BW-W020
 Birdwire (1,000 ft.) BW-W030

POSTS

Made from polished 316 grade stainless steel. Flattened heads with a coined hole prevent chaffing of the Birdwire. The ends of the posts are chamfered for easy installation into the anchor rivets. For use with 1" Anchor Rivets.

FOR USE WITH 1" ANCHOR RIVETS

When drilling into masonry use these posts:

4.5 in. Posts (25) BW-P0452
 4.5 in. Posts (100) BW-P045
 6 in. Posts (25) BW-P0602
 6 in. Posts (100) BW-P060

FOR USE WITH GLUE-ON BASES

When drilling is not an option, use glue-on base and these posts:

3.5 in. Posts (25) BW-P0352
 3.5 in. Posts (100) BW-P035
 5 in. Posts (25) BW-P0502
 5 in. Posts (100) BW-P050

BEAM & GUTTER CLAMPS

Attach Birdwire posts to an I-beam or other horizontal steel flanges (up to 3/4" thick) using the Beam Clamp.

Attach Birdwire posts to a gutter, metal roof or other vertical features (up to 3/4") using the Gutter Clamp. Posts are 3.5 in. tall. Stainless steel 10/pack.

Beam Clamp (10) BW-BC00
 Gutter Clamp (10) BW-GC00

Beam Clamp

Gutter Clamp

VERY DISCREET

The Birdwire system is one of the least visible of all ledge products, and is frequently used on high-visibility ledges where aesthetics are important.

HOW IT WORKS

Nylon-coated, spring-tensioned stainless steel wire is attached to stainless steel posts at differing heights and intervals. The posts are secured to masonry using nylon anchor rivets (requires drilling into the surface) or glue-on bases.

VARIETY OF OPTIONS

The posts are available in various sizes and many different brackets and clamps allow installation on otherwise hard-to-protect surfaces like sprinkler pipes, rain gutters and I-beams. Stainless steel split pins can be used to install the system inside window reveals.

TOTALLY HUMANE

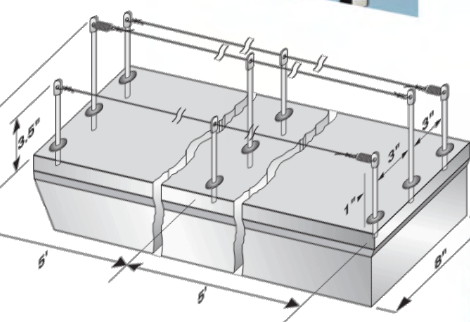

Harmless to birds and humans alike.

SPECIAL ATTACHMENTS

These attachments make it possible to install a Birdwire system anywhere.

SPACING GUIDELINES

Rows of wire are three inches or less apart, and installed at five foot intervals. Posts should alternate in height to increase the effectiveness of the system. Springs are installed every ten feet (every other post) to ensure the correct tension.



BASES



Both bases stand 5 in. tall without the posts. Choose the right base for the surface being protected. Generally, the V-base is for round and square tubes, and the round base is for flat surfaces. Mount the bases 5 ft. apart. Stagger them every 2-1/2 ft. if installing multiple rows. Rows should be not more than 5 in. apart.

- Tower Guard V-Base (5) - TG-B05
- Tower Guard Round Base (5) - TG-B10

FASTENERS FOR BASES



FASTENERS FOR V-BASE

These can be attached with the UV-protected cable ties or the stainless hose clamp. Use a cable tie tool when installing the ties for a strong, consistent install (it tightens and cuts the excess length). The hose clamps should be tight, but not enough to damage the base. Both work in all environments. (Note: cold weather condition zip ties are also available).

- *Nylon 12 Zip Ties, 120 lbs., 14" (10) TG-F20
- Zip Tie Application Gun (ea.) TG-F25
- Hose Clamps, SS, 1-3/4" - 2-3/4" (10) TG-F30
- *Nylon 12 Zip Ties provide the longest outdoor life.



The V-Base can fit on a round or square railing. These can be attached with plastic cable ties, metal hose clamps or with nails/screws.

FASTENERS FOR ROUND BASE

For steel surfaces, choose the magnetic base with the red O-Ring. To glue to a surface, add the Flat Disk for maximum adhesion. For wood, use the Screw/Nail kit.

The bases can be screwed or nailed to many surfaces. Be sure to select an appropriate screw, nail or Tapcon (for cement).

- A. Magnet for Round Base (5) TG-F05
- B. Flat Disk to Glue Round Base (5) TG-F10
- C. Bird Barrier Bond 10.2 oz. HA-BB03
- D. Screw/Nail Kit TG-F15



The Round/Flat Base can be placed on beams with magnets, metal parapets with a washer and adhesive, on wood with nails or screws and concrete with concrete screws.

POSTS



The posts are 14" tall and are 1/2" in diameter. They are built to accommodate different heights of cord or wire. We recommend using one of the top and bottom holes so two lines create an impenetrable fence. High winds and temperatures do not affect the posts. The post tip adds an extra repellent feature, but if safety is a concern, the Safety posts, featuring a yellow cap, should be used. Use the stainless steel on corners with significant tension.

- Tower Guard Posts (25) - TG-P05
 - Stainless Steel Posts (5) - TG-P20
 - Tower Guard Safety Posts (25) - TG-P10
- Stainless steel, for ends and corners.

POST & LOCK



Tower Guard bases come standard with a metal safety pin to lock the post into the base. For non-metallic installations, substitute the polyester cord, with two knots. This is a fast and easy application. UV stable zip ties can also be used for a non-metallic installation.

- Post Lock Safety Pin (30) TG-B30
- Post Lock Zip Ties 7" (30) TG-B15

WIRE & CORD



The stainless wire offers lower visibility for sensitive areas, whereas the polyester cord is more of a visual irritant to the birds. Both options create the barrier to deter large bird species. Leaving a little slack in the line adds another imbalance for those that try to perch. Use the cord if a non-metallic installation (for communication towers and radar installations) is required.

- Birdwire, Nylon Coated SS, 250 ft. BW-W010
- Birdwire, Nylon Coated SS, 500 ft. BW-W020
- Birdwire, Nylon Coated SS, 1,000 ft. BW-W030
- Birdwire Crimps (100) BW-C000
- Birdwire Crimping Tool (ea) TO-BW10
- Polyester Cord, 1/8", 500 ft. TG-PC05
- Polyester Cord, 1/8", 1,500 ft. TG-PC15
- Tower Wire, 375 ft. TG-PC20

WHERE TO USE

Long, exposed ledges, parapets, signs, beams, pipes, railings

TARGET BIRD

Gulls, cormorants, vultures, osprey, hawks, owls and other large birds

BIRD PRESSURE

All pressure levels

MATERIAL

UV-stabilized plastic, polyester line, some metal parts

INSTALLATION

Secure posts to the structure. Run wire or polyester cord loosely through the holes in the posts.

INSTALLATION LEVEL

Easy



TOWER GUARD

Stop Prey Birds from Landing

HOW IT WORKS

Tower Guard deters gulls, cormorants, vultures, osprey, hawks and owls and other large birds.

It creates both a visual and physical barrier for railings and flat surfaces. Birds are looking for a low "cost of energy" perch that is easy and safe. As they view the system, they see that it takes away the perch and it is too small and unstable to land on.

SAFETY TIP

Installation on railings to deter hawks, vultures & California condors.

REMOVABLE

By pulling a simple pin, the posts can be easily removed from the bases. This allows for maintenance on antennas & railing where access is important.

TOWER GUARD

Predator Bird Exclusion

MATERIAL

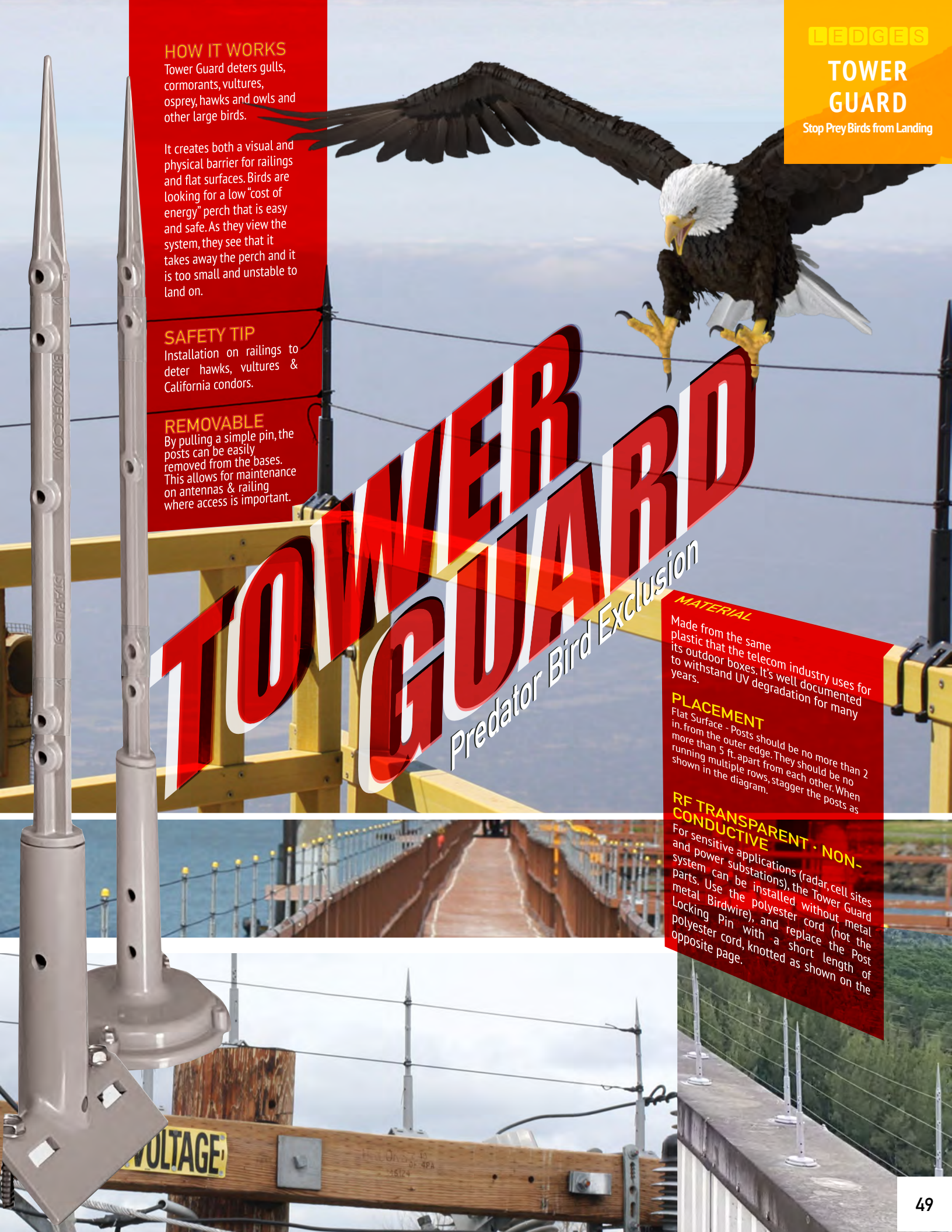
Made from the same plastic that the telecom industry uses for its outdoor boxes. It's well documented to withstand UV degradation for many years.

PLACEMENT

Flat Surface - Posts should be no more than 2 in from the outer edge. They should be no more than 5 ft. apart from each other. When running multiple rows, stagger the posts as shown in the diagram.

RF TRANSPARENT · NON-CONDUCTIVE

For sensitive applications (radar, cell sites and power substations), the Tower Guard system can be installed without metal parts. Use the polyester cord (not the metal Birdwire), and replace the Post Locking Pin with a short length of polyester cord, knotted as shown on the opposite page.



GRIDWIRE

Keep Big Birds Off of Roofs

GRID

WHAT IS GRIDWIRE?

A system of poles, cables and wires installed so that wires make up large squares or rectangles, like a very large mesh net.

HOW IT WORKS

Gulls see the wires as they approach the roof and become nervous; they are scared of becoming trapped in a zone they don't understand.

HARD TO SEE

If the posts are set in from the edge of the roof the system is invisible from below.

HUMANE

Even if the gulls fly into the zone they cannot be hurt by the wires, and they can easily escape.



WIRE

WHERE TO USE

Large flat roofs

TARGET BIRD

Gulls and other sea birds

BIRD PRESSURE

Medium/Heavy

MATERIAL

Stainless-steel and galvanized steel. Other materials are polyethylene and copper.

INSTALLATION

Bases positioned in the area to cover. Cables turnbuckles tension main wire frame and securing base poles followed by wires and twine tensioned into a grid.


INSTALLATION LEVEL

Intermediate




GRIDWIRE

Protect Large Areas Cleanly



Ratchet Crimping Tool
TN-R100



.77mm SS Gridwire
500'
GW-WX77

.96mm SS Gridwire
500'
GW-WX96



5/64" Open
Copper Ferrules
(100)
GC-C100



5/64" Copper
Ferrules for
Gridwire (100)
NC-N150



Pole Cable Supports

HV-PO8

Corner Pole
6'5" Tall (each)
Weight: 20.3 lbs


HV-PO6

Pole Cable Support
6'5" Tall (each)
Weight: 4 lbs

Protective Pad

These poles can be used to build raised netting systems. The poles can be used to keep the center cable higher (like a tent), or to raise a whole net system above a flat roof, or a roof covered with HVAC equipment.

Made of strong aluminum with removable bases, these lightweight pole kits are light and affordable to ship. Thicker pole is for corners, thinner is for interior.



Fluorescent GridTwine w/SS
1,000'
GW-T100

OPEN SPACES

DADDI LONG LEGS™

Bother Birds Away

HEAVY INDUSTRY

NEAR-WATER
EQUIPMENT

BOATS SHIPS
& PLATFORMS

RETAIL

LIGHTS

VENTS

DADDI

EASY TO INSTALL

The Delrin (plastic) base can be screwed into most surfaces and comes with a 1/4" adhesive neoprene gasket. When placed together in groups, overlap the tips 4 - 6 inches.

HOW THEY WORK

Thin, stainless steel rods rotate in the breeze and wave menacingly, interfering with birds' wings as they attempt to land.

REMOVABLE

The center spindle can be easily separated from the base to access the area it is protecting.

HARD TO SEE

The Daddi Long Legs is inconspicuous from short distances and practically invisible from afar. Its unobtrusive design allows for use in even high visibility areas like shopping/walking promenades and parking lots.

HUMANE

The waving rods have plastic tips to prevent injury to birds or humans.

WHERE TO USE

- Rooftops
- Open Areas
- Parking Lots
- Boats & Ships
- HVAC Units
- Streetlights
- Industrial Sites
- Chimneys

TARGET BIRDS

- Gulls, pigeons or larger.

BIRD PRESSURE

- Medium

MATERIAL

- Stainless steel and Delrin plastic.


INSTALLATION

- Screwed or glued off-of-the-shelf.
- Alternative mounts on next page.

INSTALLATION LEVEL

- Easy

LONG LEGS



DADDI LONG LEGS

8 ft.

DD-8000

DADDI LONG LEGS

6 ft.

DD-6000

DADDI LONG LEGS

4 ft.

DD-4000

DADDI LONG LEGS

2 ft.

DD-2000



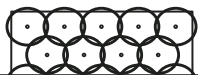
ADDITIONAL BASES

BOAT RAILING OR PIPE MOUNT

MAGNETIC MOUNT

SANDBAG BASE

LAYOUTS & MOUNTING




Ariel View
Overlap each other & the roof edge.

BASIC BASE



Basic Mounts
Glue or add roof gasket & screw.

BOAT BASE



This Lexan adapter attaches to the Daddi Long Legs base. It attaches to your boat with a bungee cord or rope.

Boat Base · DD-B105



The Sandbag Base is weighted sand-filled support that can be used in areas where the standard boat base is not appropriate.

Sandbag Base · DD-B110



When birds consider your boat's railing a perfect perch, attach a Daddi Long Legs with our tubular mounting base.

Boat Railing or Pipe Mount · DD-B115



Magnets stick best to thicker metal. These magnets have not been wind-tunnel tested so secure with a safety tether when magnets are in high wind, if possible. Caution: many parking lot lights are aluminum - not magnetic. Magnets stick best to flat surfaces, use caution on when curved.

140 lb. Magnetic Base · DD-B140



When gluing, make sure glue comes up through all the holes. Bird Barrier Bond works great. This base is included with all Daddi Long Legs.



Bird Barrier Bond
Dark Gray - 10.2 oz.
HA-BB04

EAGLE EYE®

A Mirror and the Sun

WHAT IS EAGLE EYE?

Eagle Eye is a system of devices that reflect filtered sunlight at particular wavelengths that have been shown to trigger a fear response in certain species of birds.

While most systems concentrate on preventing birds from landing on a particular surface, Eagle Eye works to keep birds from entering a particular airspace. It's a first-line of defense against new pest bird infestations and an effective supplement to traditional, physical deterrence or exclusion systems.

The flashes from Eagle Eye are generally harmless while causing birds to divert their flight paths and seek residence elsewhere.

The Eagle Eye system is a sustainable, scientifically-based, open-area bird deterrent for light-to-medium pressure scenarios. It is ideal for agricultural and industrial applications where physical deterrence or exclusion may not be practical.

THE EAGLE EYE GUARANTEE


Eagle Eye isn't just one device, it's a system of complementary devices--Eagle Eye, Pro-Peller, and Bird Breezer--that work in tandem to provide complete airspace coverage. Placement of the system is just as important to success as knowing which units to purchase. If you are considering Eagle Eye as part of your bird control strategy, contact us first for a free, no-obligation consultation. We'll make sure that Eagle Eye is the right answer and provide a customized system layout that you can use as part of your site's overall bird control strategy.

Eagle Eye's experienced in-house team of technicians use satellite photography to design a solution unique to each scenario while accounting for factors like the building's architecture, orientation, the surrounding environment, and even the movement of the sun across the sky! When properly specified and installed, Eagle Eye will guarantee a reduction in bird presence of 60-80% within three months in most cases. While the Eagle Eye system does not typically affect nesting birds, Bird Barrier's physical devices complete the system to offer a robust, long-term solution.

Take the guesswork out of Eagle Eye. Contact Bird Barrier for your placement layout and start offering your customers **GUARANTEED** results!



ON-SITE LAYOUT



Bird Barrier can help you design a placement plan for your Eagle Eye system. Before considering Eagle Eye, please contact us for consultation to make sure the system is right for your application.

WHERE TO USE

- Rooftops
- Open Areas
- Parking Lots
- Warehouse Doors
- AG Settings
- Building Facades
- Public Areas

TARGET BIRDS

- Pigeons, starlings & gulls.

BIRD PRESSURE

- Light to medium

MATERIAL

- Durable ABS plastic, aluminum, and galvanized steel.

INSTALLATION

- Models are 110V, solar-powered and wind-powered.
- Extension poles, bases & maintenance products available.
- For guaranteed bird elimination, include our support products below.

INSTALLATION LEVEL

- Intermediate- Must be performed in accordance with recommendations from Bird Barrier.




Red Deters MARINE Birds

Silver/Gold Deters LAND Birds

MATCHES THE OCULAR MORPHOLOGY OF THE TWO PRIMARY GROUPS OF BIRDS.

EACH COLOR



WIND-OPERATED

This kit includes a straight tube, metal mounting bracket and hardware kit.



Eagle Eye 110V Red Kit EE-1PR

Eagle Eye 110V Silver/Gold Kit EE-1PG

110V OPERATED

This kit includes a new weatherproof electrical housing, lead wire, straight tube, metal mounting bracket and hardware kit.



Eagle Eye 110V Red Kit EE-1PR

Eagle Eye 110V Silver/Gold Kit EE-1PG

SOLAR POWER OPERATED

This kit includes a more powerful solar panel, lead wire, straight tube, metal mounting bracket and hardware kit.




Eagle Eye Red Solar Kit EE-1SR

Eagle Eye Silver/Gold Solar Kit EE-1SG

DEBB SCALES

EAGLE EYE®

Frighten Away from Afar



MOUNTING POLE

The pole mounts into the flat bracket to provide better range of coverage for the Eagle Eye. The bracket should then be mounted to a substantial surface such as a paver brick or the building itself to prevent falling over. If using a paver brick, the solar panel can mount there as well to create a self-contained, portable unit (see photo).




Mounting Pole

EE-XP6

CLEANER

The Eagle Eye needs to be cleaned periodically to maintain its reflectivity. Use these special formulas designed to maximize the unit's reflective properties while protecting the surface from oxidation and degradation. Cleaning formulas are specific to the color of the Eagle Eye unit.




SHINE

EE-SHN

ANGLED MOUNT

For mounting to peaks or corners. Not included in kits.



ROOF PEAK

EE-SHN

SHIELD

Block reflections from hitting specific points at any distance.



REFLECT SHIELD

EE-SLD

BIRD BREEZER

A highly visible rotating device that deters approaching birds from landing nearby. The Bird Breezer is most effective when installed in direct sunlight and requires only a slight breeze to rotate.

Ideal for rooftops, chimneys, parapets, pergolas, louvers as well as reducing bird related crop damage in the agriculture. The Bird Breezer unit and mounting bracket are made out of ABS plastic. The four metale-

ABS cups rotate on a durable double-bearing assembly to ensure optimal sensitivity, balance and longevity. Glue or screw to the surface.

Bird Breezer Silver Gold EE-BBS
Silver/Gold 110V Kit EE-BBR

PRO-PELLER

The Pro-Peller is a durable, cost-effective unit used to complement the Eagle Eye by extending the effective range and flashing pattern. The unit rotates by means of its double-bearing system and the wings have been designed to rotate in the slightest of breezes.

Red 110V Kit EE-PPS
Silver/Gold 110V Kit EE-PPR

OPEN SPACES

OVO CONTROL® P

Stop Large-Scale Flocks

HERE



OVO

OvoControl P is a ready-to-use bait that controls the reproduction of treated birds, causing the population to decline. This effective and humane technology is especially useful for managing pigeon flocks in larger areas without having to resort to poisons and their associated risks.



OvoControl®

BIRTH CONTROL FOR PIGEONS

WHERE TO USE

Large sites such as refineries, power plants, paper mills, airports, malls, food processing plants, parks, campuses

TARGET BIRD

Pigeons, grackles, starlings, blackbirds, cowbirds and myna birds

BIRD PRESSURE

All pressure levels

MATERIALS

General use pesticide, automated feeder

INSTALLATION

Install automatic feeder on flat rooftops

INSTALLATION LEVEL

Easy

OVO CONTROL® P

Stop Large-Scale Flocks

HERE HERE

OVO CONTROL FEEDER CIRCULARLY LAUNCHING BAIT

OVOCONTROL P IS A READY-TO-USE BAIT that controls the reproduction of treated birds, causing the population to decline. This effective and humane technology is especially useful for managing pigeon flocks in larger areas without having to resort to poisons and their associated risks.

DOSAGE

OvoControl P is supplied in 30 lb. bags. Apply once daily with an automatic feeder at a rate of 1 lb. per 80 pigeons.



Campuses, Malls, Airports, Parks

Paper Mills, Food Processing


Hospitals, Office Complexes

Refineries, Plants, Waste

IF PIGEONS ARE HERE, HERE, HERE AND EVERYWHERE, THEN PUT AN END TO THIS LARGE-SCALE ISSUE

CONTROL P

BY STOPPING SUCCESSFUL BREEDING
BIRTH CONTROL FOR PIGEONS



FEEDER

Tripod Feeder includes battery and solar panel. Apply bait once daily at a rate of 1 lb. per 80 birds.

Feeder - OV-PG12

Feeder Mat

Heavy Duty 3/8" rubber mat protects sensitive roofs and secures the feeder to a flat surface. Features pre-punched bolt holes that match up to the feeder's feet for a bolted connection. Secure with bricks or other appropriate weights.

Feeder Mat OV-PG25



REGISTERED BY EPA (REG. #80224-1)

Approved in all states as a general use pesticide, OvoControl P is ideal for large areas where some pigeons can be tolerated but where a substantially reduced population is desired. OvoControl P is non-hazardous and supported by the Humane Society of the United States, ASPCA, Audubon and the Peregrine Fund.

RECOMMENDED USE

Baiting can begin at any time – flat rooftops are ideal. OvoControl P has a wide margin of safety and efficacy. No special license is required to purchase or apply the product.

EFFICACY

Pigeons breed rapidly – just five mating pairs can produce up to 400 pigeons in only two years. Fortunately, the life-span of urban pigeons is short, limited to just 2-3 years. When applied according to label directions, OvoControl P interferes with egg hatch-ability. Since no new birds are hatching, the population of birds declines naturally and continuously. Field studies show a reduction of approximately 50% annually. Recently collected data at a monitored site in San Diego reflected an 88% decline over 28 months.


NON-TARGETS

OvoControl P has a contraceptive effect only in birds and has no secondary effects in birds of prey. OvoControl P is considered a pesticide and care should be taken to avoid administration to non-target birds and other animals.

BIRD TRAPS

An Ethical Application

SPARROW TRAP



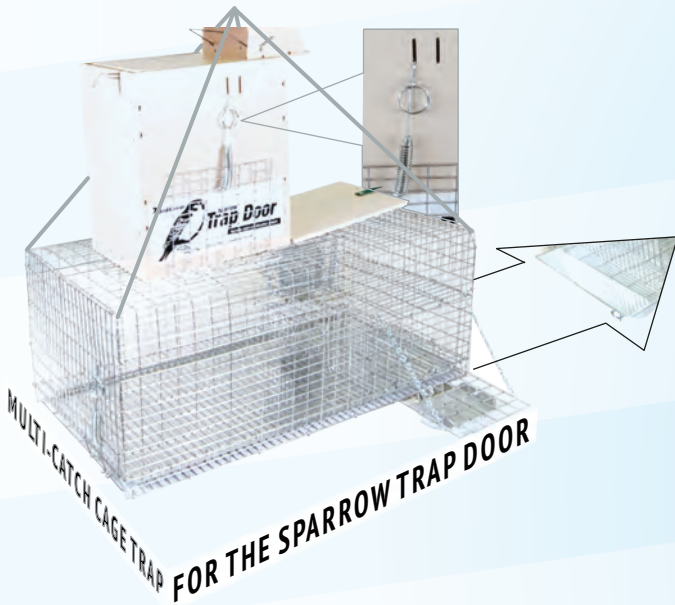
- Capacity: 12 birds
- Dimensions: 16" x 12" x 8"
- Two-chamber
- Bi-level
- Repeating trap
- Ideal for sparrows
- Unlike ground level traps, the birds enter the trap and immediately moves to the elevated 2nd level, which eliminates their feeling of entrapment and the need to emit a distress call.
- Shipping Weight: 4 lbs.

Sparrow Trap TT-SP10



- Dimensions: 36" x 24" x 10" High
- This trap has many innovative features including a divided trap with two top access doors
- Proven bi-level design
- Easy access to service feed and water
- Six entry funnel doors, three for each compartment
- Shipping weight: 14 lbs.

Repeating Sparrow Trap TT-SP50



- Turn your Sparrow Trap Door into a repeating trap.
- The first sparrow is caught and falls inside the cage trap. Once inside it sings happily and attracts other birds.
- Trap Door secures to the top with spring clips
- Can be hung from the ceiling with provided cable bridle. See above cables.
- Two "draw bridge" style patios provide safe entrance for birds and are hinged up for transport
- Secure inner chamber can be stocked with food and water
- Sanitary metal slide-out pan keeps all food and droppings inside the trap. See photo.
- Trap Door trap can be easily removed by unlatching the spring clips from the slots and sliding the trap forward while closing the top of the cage to eliminate the possibility of any birds escaping. See above.
- Includes food and water containers for humane treatment of birds
- See page 59 for details on sparrow Trap door.

Cage Trap for Sparrow Trap Door (ea.) TT-SP29



- Capacity: 18+ birds
- Easy Assembly
- Completely collapses to 1" for storage

Pigeon Trap TT-PI10 Pigeon Trap w/Shade TT-SW10


- Four one-way entry doors; one on each side
- Unique design: built-in feature for optional water feeder kit
- Shipping Weight: 14 lbs.



- Capacity: 10+ birds
- 35" x 16" x 8" High
- Easy to assemble
- Collapses to one inch for storage
- Shade screen

Collapsible Pigeon Trap TT-SW05

- Four one way entry doors
- Heavy 14 gauge galvanized welded wire
- Unique design, water/feeder kit can be added
- Centered top access door for easy removal of birds



- Capacity: 10+ birds
- 35" x 16" x 8" High
- Three one way entry doors with door guard
- Centered top access door for easy removal of birds

Pigeon Trap w/ Shade, Water & Feeder TT-PI10

- Shade screen
- Water container/feed pan designed for easy service
- Shade/water/feeder features attracts additional birds
- Heavy 14 gauge galvanized welded wire



- Capacity: 20 - 30+ birds
- Six one way entry doors with door guard
- Two easy access top doors for removal of birds
- Shade screen
- Two water containers and one feed pan for easy service
- Shade/ water/feeder features attracts addition
- All birds
- Heavy 14 gauge galvanized welded wire
- Shipping Weight: 14 lbs.




Lg. Pigeon Trap w/ Shade, Water & Feeder
TT-SW15

THE MONSTER PIGEON TRAP

- Capacity: 25+ birds
- Dimensions: 80" x 24" x 26"
- The biggest pigeon trap available
- Six easy entry doors (two at ends, one on each side)
- Four wooden perches create more room for others below
- Large access doors to service food and water
- Shipping weight: 40 lbs

The Monster Pigeon Trap w/ Perches
TT-SW30



WITH PERCHES

- Capacity: 25+ birds
- Dimensions: 36" x 24" x 26" High
- Many innovative features including: our easy entry doors (two at each end)
- Two wooden perches create more room for others below
- Large access doors to service food and water
- Can be extended to double size (50 birds) with the Transporter Carrier or transfer birds into the Transporter for carrying
- Shipping weight: 19 lbs.

The Big Mama Pigeon Trap w/ Perches
TT-SW25

THE BIG MAMA



- Capacity: 20+ birds
- 36" x 24" x 10" High
- A complete trap that can be set up in minutes
- Saves your company valuable time and money.
- As with all traps, this trap should be secured to slanted roofs with a safety line.
- Six one way entry doors with door guard
- Two easy top access doors for easy removal of birds
- Heavy galvanized flat pan
- Four entry door ledges with food trays built in
- Set of four adjustable legs, two - 12", two - 24" - used for leveling out trap, no tools needed
- Water container/ feed pan designed for easy service
- Shade/ water/feeder features attracts additional birds
- Patent pending

Pigeon Trap w/Shade for Slanted Surfaces TT-SW20




- Large Carrier Capacity: (30-35 birds)
& Dimensions: 36" x 16" x 9" High

- Medium Carrier Capacity: (12-20 birds)
& Dimensions: 24" x 12" x 9" High

- Medium Feeder Dimensions: 12" x 6" x 8" High
- Large Feeder Dimensions: 16" x 10" x 10" High
- Add water and food to many of our traps with these modular kits.
- Easy to install and clean.

Medium 48 oz. Water & Feeder Kit TT-SW50
Large One Gal. Water & Feeder Kit TT-SW55



WATER & FEEDER KITS

INDOOR

SPARROW TRAP DOOR

Easy to Ready in Minutes

WORKS GREAT HIGH UP

The trap can be placed high up in the facility near the most bird activity. Put on a shelf or hang from a pipe. Set the trap to the open position and bait and check regularly. Multiple traps will be necessary in large facilities. Detailed instructions are included.



THIS IS **SO** YUM...
Wait... wait **WHAT!?**



Damnit! Now I'm trapped inside! It is sooo boring in here. Jeez, how much longer!



CONVERT TO A MULTI-CATCH

The Sparrow Trap Door can be secured to the top of a Bird Barrier sparrow trap. The Trap Door captures the first bird and drops it into the cage trap. Once inside that bird attracts more birds. See page 66.



Sparrow Trap Door™

Humane sparrow relocation system

03-5444 • www.birdbarrier.com



Even Lower!

Catchin' them Low is Easy

INDOOR

SPARROW TRAP DOOR

An Easy Release, Too

SPARROW TRAP DOOR

Sparrow Trap Door	TTSP15
Sparrow Trap Door w/Audio	TT-SP20
Sparrow Trap Audio Module	TT-SP25
110 v.USB Plug and 10 ft. Cable	TT-SP27
Cage Trap for Sparrow Trap Door	TT-SP29



18.25"H x 6.5"W x 9.25"D
& 12.5" High When Closed



SOUND ATTRACTION

The Sparrow Trap Door is four times more effective with the optional audio attractor.

The call operates on an intermittent basis so birds don't get used to it. There are ten different programs to choose from. Use on the Trap Door, or to draw sparrows into a mist net or cage trap.



Audible sparrow call attracts the bird thus dramatically increases efficacy.



HIGH-REACH POLE MOUNTING & RETRIEVAL

Now Sparrow Trap Doors can be positioned on high shelves and hung

from pipes (hanger included) from the safety of the ground. All Sparrow Trap Doors now ship with a pole attachment riveted to the back, which accepts Bird Barrier's aluminum extensio poles.

Use either the magnets or hooks to attach the poles to the ceiling.

INDOOR

MIST NETS

A Soft Net Gently
Brings Them Down

GUIDE THE BIRD BACK INTO THE NET WITH LASER

Mist

While holding one pole each, two people can catch a bird as seen below.

BACK INTO STORAGE - While holding the net vertically & without sag, compress the poles bringing the net to eye level. Then roll one pole toward the other until met. Unscrew hanging devices & get two trash bags, one with a hole at the bottom and cover the net like a sleeve so it doesn't get hung up on other items.



Mist Net

Bird Barrier's Mist Nets are ultra fine black twine made into a 3/4" mesh that is nearly invisible to birds. They feature three horizontal pouches and tension lines for the ideal set.

- 7' x 20' (ea) - N8-MN10
- 30' (ea) - N8-MN15
- 40' (ea) - N8-MN20


Attach to ceilings up to 36' in height without ladders or lifts.

INDOOR

MIST NETS

A Single-Person System

Nets



Yet, when suspended from the ceiling as seen above, zero people can catch a bird.



What's included

Each kit comes with everything you need to catch the little guy....**gently.**

- Mist Nets of 8 x 40'
- Mist Nets of 8 x 30'
- Aluminum Extension Poles 18'
- 360° Pole Tops
- Magnetic Angle Adapter
- Pole Top Hooks
- Locking Coupler
- Fiberglass Pole 19ft
- Laser Pointer
- Carrying Case and instructions



Magnetic Angle Adapter

Bird Barrier's Mist Nets are ultra fine black twine made into a 3/4" mesh that is nearly invisible to birds. They feature three horizontal pouches and tension lines for the ideal set.

Magnetic Angle Adapter (ea) - N8-MC

SOUND DETERRENENTS

Distress call devices, like our BirdGard Pro, mimic the bird's natural audible sounds. Birds relay chirps about dangerous situations to the rest of the flock through use of distress cries; these electronic bird repellers broadcast a copy of this distress cry to scare the flock away. Since these sounds are species specific, you must buy the correct distress call for the type of birds you are handling.

BIRDGARD PRO

A programmable electronic repeller that uses a variety of species specific distress signals and predator calls to send a "danger" alert to other birds in the area. All units have on-off and volume control, a "time-off" phase between sounds and a day-night 24 hour switch. Ideal for spot dispersal of flocking birds in small areas. Plugs into 110 volt power outlet. Available in two models.

BirdGard Pro #1 · SD-BG40

BirdGard Pro #2 · SD-BG42

BirdGard Pro Extra Speaker · SD-BGS40

Extend the range of a single BirdGard Pro.



SPRAY AWAY HYDRO-REMOTE BIRD & ANIMAL SPRINKLER

Chase or harass birds and other pests with a quick blast of water. Protect ponds, lawns, rooftops, pool decks and other challenging settings.

- Remote-control features can be used up to **100 feet** away from unit
- Dual purpose **motion-activated sprinkler** designed to protect yard from nuisance animals OR water your garden
- **Watering feature** can be set to 15, 30, or 60 minute timer
- Infrared **sensor detects animal's heat & movement** activating sprinkler
- Protects up to **1,900 square feet** of gardens, yards and ponds




WATER HARASSMENT

How it Works:

The Spray Away Elite Motion Detector Sprinkler Animal Repellent is a water-based repellent that works by detecting an animal's heat and movement with infrared sensors. Once detected, the system releases a sudden burst of water to scare the animal away. An adjustable sensitivity detector and random spray pattern prevent animals from growing accustomed to the sprinkler.

Spray Away Hydro + Remote · SD-SA1



ZON SCARE GUN · Model A or Model B

Fully automatic, ground mounted, simple, practical, effective, rotates 360 degrees.

- Telescoping/adjustable megaphone.
- Powered by economical propane.
- 125 decibel blast volume.
- 17,000 blasts per propane tank.
- (Propane tank not included.)

Standard Zon Gun (ea.) · SD-ZN10



ZON SCARE GUN TIMER

Use the Automatic Timer to customize the start/stop time of your propane cannon. Compatible with Zon Mark 4 and Zon Mark 2 Cannons. One AA battery will power the Zon timer for an entire season.

Timer for Zon Gun (ea.) · SD-ZN25



ZON SCARE GUN TRIPOD

4 feet high.

Tripod for Zon Gun (ea.) · SD-ZN25

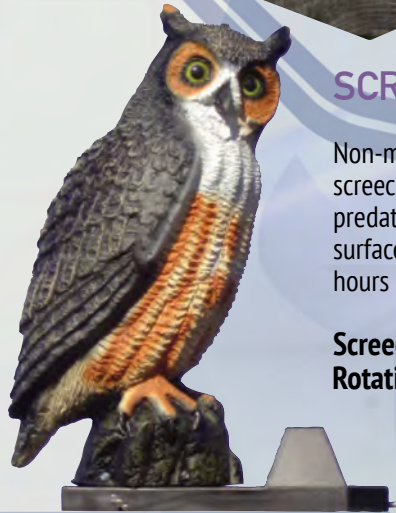




HOLOGRAPHIC OWL

University-tested with positive results for bird control. The bright flash of the unique holographic/iridescent feather pattern, large eyes, and movement deters the most persistent bird from destroying personal property. Simply hang the bird scare Guardian Owl in the problem areas. Made of durable plastic to withstand the outdoor elements. Each Guardian Owl measures 16" tall and 8" wide. It's great for repelling birds from orchards, crops, gardens, boats, docks, barns and homes.

Holographic Owl · SD-HG05
Swivel Bracket Kit · SD-SW05



SCREECH OWL

Non-moving plastic owls are ineffective, that's why we developed this rotating, screeching owl. Four predator/scare sounds are programmed: birds in distress, predator attack cries, and wing beats. The rotating base mounts easily to any flat surface, and spins in the wind. A photo cell activates the sounds during daylight hours only. Sold one per package.

Screech Owl · SD-OWL1
Rotating Owl · SD-OWL2

VISUAL

SCARE-EYE BALLOON

The bright colors, large eyes and hanging reflective streamers on this 2' balloon are threatening to birds; they think they're being watched by a predator. One/pkg.

Scare-Eye Yellow · SD-SE10
Scare-Eye Black · SD-SE20



OCTOPUS

Scare eyes combined with long mylar streamers flash brilliantly in sunlight, signal danger to birds causing them to leave the immediate area. One per package.

Octopus · SD-OC10



HOLOGRAPHIC BIRD REPEL STRIPS

Each Repel Strip Kit includes 25' of 2" wide highly reflective holographic / iridescent film and 5 easy to apply strip hangers. The 2" wide film flutters, flashes and crackles with the smallest breeze. Simply cut film to desired length, apply strip hanger and hang it up in the problem area to scare birds away. Great for repelling birds from orchards, crops, gardens, boats, docks, barns and homes.

Holographic Strips (2" x 25') · SD-FT25

FLASH-TAPE

Mylar tape reflects sunlight, and creates a humming sound when tape is twisted in the breeze, signaling danger to birds in the area. Available in 1/2" x 300' rolls. One roll per package.

Reflective Flash-Tape · SD-FT30



**UNI
SENSORY
VISUAL
DETERRENENTS**

Easy Installation

**THE
INTIMIDATOR
FOR WOODPECKERS**

The Intimidator is a professional grade avian deterrent which uses motion and bright flashing to scare away woodpeckers and other birds from unwanted areas. Woodpeckers can cause serious damage to homes and other buildings.

- Features:
- Four holographic sides on two separate spinning parts
 - Coverage from 10 - 40 ft.
 - Glow-in-the-dark sides for low-light
 - All metal components for longevity
 - Outdoor grade holographic tape
 - Effective w/ minimal air movement

DETERRENENTS

Placement

Attach the Intimidator above the damage areas (typically along siding and trim boards). While on the ladder or roof and prior to installation, slowly rotate the product in the sunlight, noting the light refraction. It should reflect on or near the damaged areas. In some cases custom posts may be necessary.

- Breeze must cause erratic movement of the light beams
- Multiple Intimidators are necessary for larger infestations. For challenging applications consider using with Optical Gel for a powerful 1-2 punch. See page 36.

The Intimidator (ea.)
SD-FF20

**FLY-AWAY
LASER**

**FLY AWAY HIGH-POWERED LASER
FOR OUTDOOR USE ONLY** SD-AV15

**FLY AWAY INTERIOR LASER 2™
DESIGNED FOR INDOOR USE** SD-AV25



Lasers are highly effective tools to solve bird problems but simply cost too much. Introducing the Fly Away™ laser, a powerful, low cost, high quality laser proven effective with extensive field use.

- Target Pests: Birds, Geese, Canada Goose
- 30mWatt output power, class 3B, green laser, (532nm wavelength)
- Birds do not learn to ignore it & is safe for both humans & birds.
- Large beam to assure targeted birds can't overlook it.
- Effective up to 1 mile for outdoor model & 820 ft. indoor model.
- Rugged all aluminum construction, with one year parts and labor warranty.
- All external joints & on/off switch sealed to allow use in light rain.
- Powered by two batteries - Lithium & rechargeable Okay.
- Lockable carrying case - Laser radiation. Avoid direct

Fly Away Interior Laser 2™



UNIT
SENSORY

TASTE
DETERRENENTS

Overtime, Birds will be Gone

MAKE YOUR OUTDOOR & INDOOR AREAS INTO PLACES BIRDS CAN'T STAND AND THE BIRDS WILL JUST START

AVIAN FOG FORCE™ TR

Avian Fog Force TR Bird Repellent is an EPA-registered bird repellent that is effective against all types of nuisance birds and is suitable for use around humans, pets and livestock. It's a non-lethal automated time-release aerosol bird repellent that discourages birds from congregating in dairy barns, stables, stadiums, marinas, garages and storage buildings, pools and patios and outdoor dining facilities.



Avian Fog Force TR is non-toxic. Its active ingredient is found in nature and is also used extensively in food designed for human consumption. All Avian Fog Force TR ingredients are "Generally Regarded As Safe" (GRAS) by the US Food and Drug Administration (FDA) and are "Earth friendly." It irritates bird's pain centers, creating an unpleasant sensation. Birds learn to avoid areas that have been treated and seek other locations.

Avian Fog Force TR TD-AV50

AVIAN FOG FORCE™ TR DISPENSER

Dosed from light sensing user programmable time-release dispenser cabinets containing disposable aerosol cans. Each dispenser cabinet releases an invisible, intermittent aerosol at a programmable time. Powered by two "D" batteries that last up to six months.



Fog Force TR Dispenser TD-AV55



AVIAN CONTROL®

A new, patent-pending, EPA-registered liquid bird repellent that will chase your birds away. The product is a replacement for Migrate and Fog Force. Avian Control® uses cutting edge technology to efficiently repel undesirable birds without harming the birds, humans or other animals (including household pets).

Avian Control is EPA-registered for use on numerous crops to prevent damage from foraging birds. The repellent is effective against many types of nuisance birds including geese, pigeons, starlings and grackles. All of the ingredients in Avian Control® are food grade.

Avian Control® can be either fogged or sprayed and is compatible with both types of equipment for ease of application. It is designed for effective use - less often, in less quantity and to better effect. In outdoor applications, Avian Control® has a life expectancy of up to two weeks, but the results last much longer because birds "learn" to avoid areas treated with Avian Control®. While non-lethal to birds, it acts as an irritant discouraging birds from amassing. The dual application methods (fogging or spraying) are ideal for airplane hangars, grassy fields, golf courses or large properties.

Avian Control Bird Repellent, 1 gal. TD-AV10
Avian Control Bird Repellent, 2.5 gal. TD-AV25

AVIAN MIGRATE™

A non-lethal liquid bird repellent that discourages geese and birds from congregating on golf courses, parks, athletic fields and around public buildings. Simply spray as directed - the effect is immediate and long lasting.

Avian Migrate contains a special colorant, visible only to birds, that lets them know that the area has been treated. This "teaches" unwanted geese and birds to stay away from treated areas in the future. Avian Migrate™ irritates bird's pain centers, creating an unpleasant sensation. Birds learn to avoid areas that have been treated and seek other locations. It does not harm grass, shrubs and other vegetation and is not easily rinsed away by rain or sprinklers.

Avian Migrate™ is non-toxic. Its active ingredient is found in nature and is also used extensively in food designed for human consumption. All Avian Migrate™ ingredients are "Generally Regarded As Safe" (GRAS) by the US Food and Drug Administration (FDA) and are "Earth friendly."

Avian Migrate Bird Repellent, 1 g. TD-AV30

BD-135 OPEN AIR BIRD REPELLENT

PEST CONTROL

BD-135

Repel Birds with Scent

An Excellent Way to Sell Recurring Revenue Bird Jobs

BD-135 emits Methyl Anthranilate (MA) into the air space to repel birds from hard-to-protect areas. The product consists of small fabric bags that can be hung from above, placed on a flat surface, or placed inside a dispenser. The dispenser can then be mounted to a wall or placed on a flat surface. BD-135 can repel birds from trees, shelving, gutters, and other settings where traditional deterrent products can't be installed.

Each bag can protect up to an 8 ft. sphere, or 4 ft. from the bag in all directions (about 270 cubic feet) and will repel birds for about three months.

- Repels all bird species
- Sold individually or in a six pack
- EPA Registered in all states but California



By placing the BD-135 pouch inside this off-the-shelf PVC housing, it is more weather resistant and will be more attractive in many settings. System is made from a Drain Grate and a Sewer Drain Cap



TD-DB135: Bird Repellent (6pk)
TD-DB1351: Bird Repellent (ea)

EPA Reg. No. 92807-2

MORE TOOL


CLEANING SOLUTIONS & TOOLS

DISSOLVE-IT™

Dissolve-It breaks down bird droppings and eliminates odors. It allows for easy removal of stubborn, caked-on droppings. Simply mix Dissolve-It in a 1:1 ratio with water, saturate the target area and let the solution work for at least fifteen minutes. Solution can be applied with a hand sprayer. The residue will easily spray away with hose or power sprayer. Non-toxic, non-flammable and biodegradable, plus it is USDA accepted, environmentally safe. It can be poured over piles of bird droppings, as well as into drains, trash cans, sewers and grease traps. Use at 1:1 spray mixture with water.

Mix 1:1 - 1 Gallon makes 2 gallons

- Dissolve-It (1 gal.) · CL-3000
- Dissolve-It (5 gal.) · CL-30050
- Dissolve-It MAX (1 pint) · C
- Dissolve-It MAX (1 quart) · C



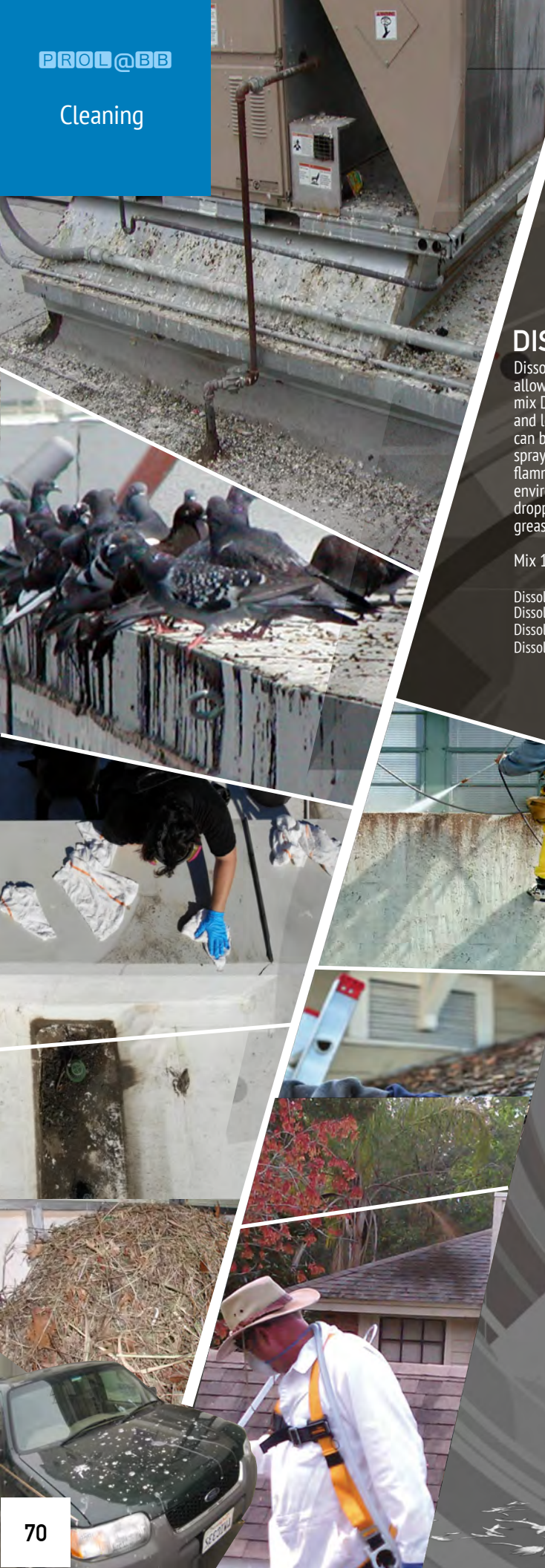
ADJUSTABLE DEBRIS REMOVAL HOOK TO-DR10

DIRTY BIRD

Use Dirty Bird on any washable surface exposed to bird droppings, like roofs, gutters, ledges, awnings, chairs etc. It has been adapted to quickly break down and provide rapid organic waste removal including bird droppings. Dirty Bird can be used at 100%, but should be diluted.

Mix 1:4 - 1 Gallon makes 5 gallons

- Dirty Bird (1 qt.) · CL-7000
- Dirty Bird (5 gal.) · CL-7005



It's important to **properly clean a site before installing bird control products.**

Follow these steps to insure that cleanup is done properly.

1. Moisten & Loosen Debris

Dried bird droppings will become airborne when disturbed (cleaned). It is important that they are whetted down to eliminate this risk. Wetting with a bactericide will kill the bacteria at the same time. With heavy accumulation it is necessary to wet down repeatedly.

2. Scoop & Collect

It's unlikely that large volumes of waste can simply be washed away; they need to be scooped up and removed in bags, and disposed of properly. Contact your local waste facility about the disposal of bird droppings.

3. Wash

Once the majority of the waste is removed, the building surface can be washed with water, detergent and scrub brushes; or pressure washed. Use the Dissolve-It again, it's a live enzyme that softens even the most stubborn waste.

4. Sanitize

With all the waste now removed, and the building looking clean, it is recommended to finish the job properly by applying a bactericide that will sanitize the surfaces and leave a clean smell.

5. Clean Around the Site

The building is clean, but the sidewalk's a mess. Finish the job properly.

HIGH-ACCESS SURVEY & CLEANING POLE

Longer, Stronger, Non-Flexible, Lighter & More Durable

As you can see to the right, cleaning loose bird debris helps start a job off right. Additionally, meeting and quoting will happen. To get a good idea of the problem, attach a phone holder to the pole and send your phone up while recording to look closely at the damage and other issues caused by the bird's. This knowledge will get the potential a more accurate quote while speeding up the site evaluation and reduces ladder climbing.

But before you get the job, meeting and quoting will happen. Simply attach a phone holder to the pole and send your phone up while recording to look closely at what's wrong. Available on Amazon. Look for threads around 1" O.D. like typical broom stick.

- Made of lightweight aluminum
- Low-profile couplers slide easily through the hands
- A quarter turn locks or unlocks each section
- Twist lock cams allow the pole to be locked at any length
- Rolled tube edges
- Anodized finish
- Universal sized screw adapter.

	Extended Length	Closed Length	# of Sections	Part #
	8 ft.	31 in.	2	N8-TP01
	12 ft.	in.	3	N
	18 ft.	60 in.	4	N8-TP05
	24 ft.	83 in.	4	N8-TP10
Mist Net Pole	19 ft.	in.		N
60" Pole Top				N
Natural Boar's Hair Brush				N
Adjustable Debris Removal Hook				N
Locking Coupler				N

Fits in ANY vehicle making first-time quote visits work-truck free



PEST CONTROL

ONE-WAY DOORS

Powerful Squirrel Trap

Squirrel CONE



SQUIRREL CONE A ONE WAY DOOR

Use Squirrel Pro-Cones in any location at any angle: Attic vents, above gutters, corners of dormers or anywhere squirrels may enter a structure. Get them out fast! For added protection use Rat-Out Gel around squirrel repair sites (see pg. 59).

- Use on any angle •
- No door to jam •
- No moving parts to break •
- Standard 14 Gauge model •
- Heavy Duty 12 Gauge model •

Watch Video on YouTube



How to use:

- Determine squirrel activity by locating entry and exit point(s) on structure.
- Install cone(s) over hole(s). Please note - Squirrel cone(s) can be installed at any angle.
- It is imperative to "squirrel proof" all inactive areas of structure before installing cone(s) to prevent squirrels from relocating to other areas such as: Attic vents, louvers, corners of dormers and soffit areas etc. We suggest using metal flashing and/or 1/4 inch wire mesh (hardware cloth) (page 14) to help prevent possible re-infestation.
- We recommend leaving squirrel cone(s) in place for a minimum of three to five days to insure that squirrels are out.
- When you are certain that squirrels are gone, remove squirrel cone(s) and seal hole(s) with metal flashing and trim trees around structure to help prevent further re-infestation.

SQUIRREL CONES

Grey Squirrel Heavy Duty Short (7 x 3.5 in.)	N8-SC05
Grey Squirrel Heavy Duty Long (12 x 3.5 in.)	N8-SC10
Grey Squirrel Standard Short (7 x 3.5 in.)	N8-SC15
Grey Squirrel Standard Long (12 x 3.5 in.)	N8-SC20
Red & Flying Squirrel Heavy Duty Short (7 x 2 in.)	N8-SC25
Red & Flying Squirrel Heavy Duty Long (12 x 2 in.)	N8-SC30
Red & Flying Squirrel Standard Short (7 x 2 in.)	N8-SC35
Red & Flying Squirrel Standard Long (12 x 2 in.)	N8-SC40



FOAM BLOCKING A DOOR SEALED SHUT, DEEPLY

PAGERIS FOAM GUN

This state-of-the-art stainless steel and poly foam gun gives you professional control of foam flow and placement. It's a real time-saver for exclusion work and to fill cracks and holes found during your property s...

Pageris Foam Gun, 12" TF-PFG1
Pageris Long Foam Gun 24" TF-PLG1





PUR BLACK FOAM

This foam was developed especially for outdoor use. It's a must for nuisance control professionals doing exclusion work on structures. It stops pests from entering buildings. It's black color blends into the surrounding environment and it never looks dirty. 32 oz. can: 1/2" bead = 1,200 linear feet). Pur Black, 32 oz. TF-PUR1

FOAM GUN KIT

Includes green plastic molded carrying case, 3 cans of foam, 1 full size cleaner, 1 Pur Clean, 6 needle adapters and 1 flexible hose.

Foam Gun Kit TF-FGK1



Pur-Fill Gun Cleaner

Maintain your gun with a screw on Pur-Fill Gun Cleaner.

TF-GCP1

COPPER MESH STUFFING

This fine copper mesh is ideal for stuffing into small access areas to exclude birds or bats. For a more secure hold squirt some Bird Barrier Bond into the hole, making sure to connect the mesh to the surrounding surface.

Pur-Fill, 20 oz. N8-CM

CAUTION

- DO NOT remove squirrels during their birthing cycles. This will result in offspring becoming trapped inside.
- Failure to follow these directions, will force the female squirrel to chew her way back in to reach her young.
- Please consult your State Wildlife Agency for information regarding squirrel birthing cycles in your area.

PEST CONTROL BARRIERS

Block Out Rodents & Bugs



Border Control is a thin, paper-backed glue board that comes in a 60-foot roll. It is easy to carry, simple to deploy, and can fence off crawling insects or mice quickly and easily. Border Control can be cut to fit almost any situation.

BORDER CONTROL ZONES

- Corral work zones. Keep small rodents or insects from crawling away and infesting other areas.
- Monitor any area and quickly see where the trouble spots are.
- Protect sensitive product. Encircle pallets or shelves, and then see what tries to enter, or exit.
- Slide Border Control under pallets, or inside the fork-slots; tape to a thin sheet of plywood or paneling.

12 in. x 60 ft. Roll PC-BP05



RAT-OUT GEL IS AN INSTANT OFF SWITCH FOR RODENT ACTIVITY (WORKS ON BUGS LIKE A WALL).

- Dual Action - Garlic Oil and White Pepper repel rodents and most wildlife invaders
- Not harmful, doesn't burn • Will not melt, evaporate or freeze
- Stop rodents NOW; give your clients immediate relief (and reduce call backs)
- FIFRA 25(b) EPA Exempt; satisfy your clients' green requirements
- Enhance exclusion programs - Buy time while waiting for repairs
- Improve trapping programs - Move rodents to control zones away from customers.
- Clear gel - no mess, cleans up easily with soap and water

Three 1 oz. Tubes PC-R030

Watch Mice, Rats, Squirrels, Raccoons, Possums, Cats, Moles & Gophers

Turn Right Around



PUT A DAB TO REROUTE THEM OUT

PEST CONTROL ONE-WAY DOORS

Trap Birds, Rodents & Bats

BAT CONE®

Trap rats, red squirrels, flying squirrels, sparrows, starlings, rats and mice.

- For best results with Bat Cone® Excluder, bend flanges slowly back and forth to prevent breakage.
- At dawn or dusk, which is the best time to conduct "batwatch", observe points of entry/exit for bats in structure.

- Incoming/outgoing bat activity will assist in determining number of cones needed for installation (see DVD for more detailed information). For large bat colonies, use multiple cones for best results.
- Install cones at entry points, always at a downward angle...it is CRITICAL to seal all other entry/exit points before installing cones strategically to prevent bats from moving to other sections of structure.
- After bats leave structure to feed and you are certain they are all outside the structure, remove remaining cones and seal all holes.



BAT CONE® EXCLUDER

The innovative design of the Bat Cone® Excluder is ideal when a square shape is better suited to the entry port of a bat colony. It is designed with a built-in solid flange with mounting holes which allows easy and fast installation. It can also be used with the flexible vinyl flange, making it effective for virtually any surface application.

Bat Cone (6 pk.) N8-BC
Bat Cone (ea.) N8-BC05



PRO-CONE® CORNER

Designed for multiple use and multiple wildlife species: Bats, red squirrels, flying squirrels, sparrows, starlings, rats and mice. Made from heavy duty plastic, built-in solid flange with mounting holes. Cone has pre-fixed angle, designed for installation at any angle. Does not work with flanges. All the Pro-cone models are designed to exclude sparrows, starlings red squirrels, flying squirrels and small rodents in general pest control. They simply cannot get back inside. When the Pro-cone is used for birds, it should be pointed down.

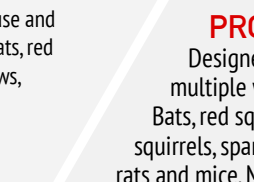
Pro-cone Corner (6 pk.) N8-PC05
Pro-cone Corner (ea.) N8-PC10



PRO-CONE® ROUND

Designed for multiple use and multiple wildlife species: Bats, red squirrels, flying squirrels sparrows, starlings, rats and mice. Made from heavy duty plastic, built-in solid flange with mounting holes. Optional use with vinyl or wire flange. Works great on Spanish Tile roofs because of its shape.


Pro-cone Round (6 pk.) N8-PC15
Pro-cone Round (ea.) N8-PC20



PRO-CONE® SQUARE

Designed for multiple use and multiple wildlife species: Bats, red squirrels, flying squirrels, sparrows, starlings, rats and mice. Made from heavy duty plastic, built-in solid flange with mounting holes. Offset square flange for installation in difficult areas. Optional use with vinyl or wire flange. Can be installed in corners of soffits. Square base allows you to "wedge" cone into place.

Pro-cone Square (6 pk.) N8-PC25
Pro-cone Square (ea.) N8-PC30



FLANGES

The flexible vinyl and wire mesh flange allow for installation on virtually any surface. The wire mesh flange is effective in the exclusion of red and flying squirrels, rats and mice.

Flexible Vinyl Flange (12 pk.) N8-PC50
Wire Mesh Flange (12 pk.) N8-PC55

A WORD OF CAUTION: Please note that removing bats during their birthing cycles can result in the offspring becoming trapped inside the structure. Please contact your state wildlife agency or state health department for information regarding bat birthing cycles in your region.



All the Pro-cone models are designed to exclude sparrows, starlings red squirrels, flying squirrels and small rodents in general pest control. They simply cannot get back inside. When the Pro-cone is used for birds, it should be pointed down.



CIMI-SHIELD

GREEN BED BUG CONTROL • 12-MONTH RESIDUAL

The
Callback
Killer

Kills bed bugs on contact
Non-toxic; will not harm the environment
Derived from soybean oil
Removes bed bugs' waxy outer layer
Has zero order
Will not stain
Easily applies with a pump sprayer
Solid as a concentrate, mix with distilled water
Meets FIFRA 25(b) Guidelines to be "Generally Regarded As Safe" - GREEN!
Delivers 12 months of residual protection on textile surfaces including:

- carpeting
- drapes
- furniture
- mattresses
- even cracks and crevices

Infested Mattress



Cimi-Shield is offered in two versions each with 12-month residual:
Knock-Out for active infestations
Protect to prevent infestations

